

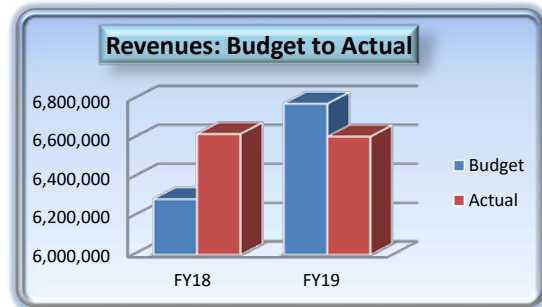
TOWN OF CAMP VERDE

General Fund Report

FY19 - 3rd QTR ending March 2019

GENERAL FUND REVENUES

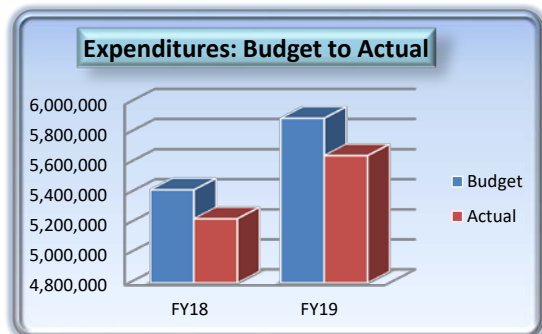
	FY 18-19 Budget	FY 18-19 Actual	% of Budget Received
Local Taxes	4,550,000	3,270,238	72%
Franchise Fees	273,000	226,984	83%
State Sales Tax	1,115,000	825,610	74%
Urban Revenue Sharing	1,380,000	1,017,327	74%
Vehicle License Tax	783,000	580,576	74%
Other Revenues	935,841	687,774	73%
TOTAL	9,036,841	6,608,509	73%



Revenues for FY19 are \$169K (2%) short of budget through the 3rd QTR. The Town remains in a very positive revenue situation as strong revenues in the final 3 months are expected going by past history. The retail and restaurant sections are continually the strongest revenue categories though the Restaurant category is more than \$65K short of the FY19 projection. Construction had a very strong start but has dropped to more normal levels since December. Accommodation is the furthest off the budget mark for FY19 at \$71K below projections and nearly \$39K below FY18 numbers.

GENERAL FUND EXPENDITURES by DEPARTMENT

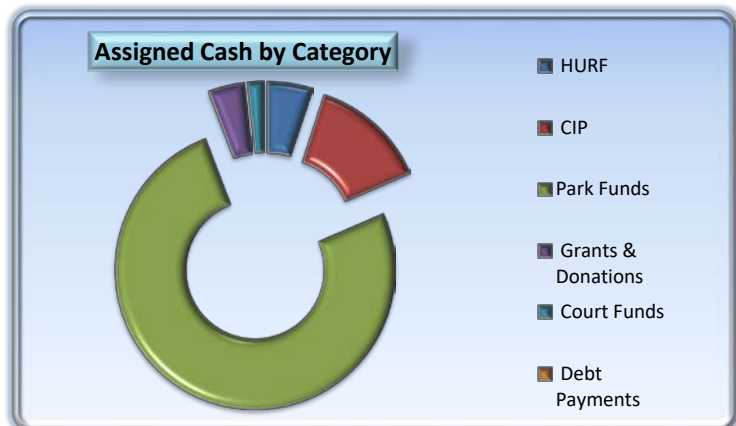
	FY 18-19 Budget	FY 18-19 Actual	% of Budget Expended
General Admin	2,099,325	1,535,018	73%
Court	420,090	296,813	71%
Public Works	940,770	678,886	72%
Community Development	537,745	372,907	69%
Marshall's Office	2,905,995	2,094,976	72%
Library	558,720	400,937	72%
Parks & Rec	396,250	267,075	67%
TOTAL	7,858,895	5,646,612	72%



Expenses are under budget \$247K (3%) through the 3rd QTR of FY19 which is \$21K less than the \$269K they were under budget through December. When matched against the YTD revenue shortage of \$169K, the Town is still in a positive net budget situation with a surplus of \$78K between budgeted net expenses and revenues. The CIP fund has been fully funded for the year impacting the Unassigned cash balance below by about \$415K for the last QTR. Currently, the Town is maintaining an Unassigned Cash Balance of over \$2.3 million.

CASH

Bank Accounts	
Pooled Checking	455,158
Payroll Checking	19,795
Stifel Investment	1,345,060
LGIP Investments	735,158
Library Sales	6,037
Revolving Home Loan	108,764
US Bank/BNY Accounts	3,575,130
Due from Sewer	255,641
TOTAL CASH	6,500,743
Assigned Cash	(4,180,400)
Unassigned Cash	2,320,343



TOWN OF CAMP VERDE
Functional Revenue & Expense Summaries
FY19 - 3rd QTR ending March 2019

General Fund				
	<u>Actual</u>	<u>Annual Budget</u>	<u>Over/Short</u>	<u>% Remaining</u>
Revenues	6,608,509	9,036,841	(2,428,332)	27%
Wages & ERE	4,273,490	5,997,005	1,723,515	29%
Operational	1,345,251	1,859,130	513,879	28%
Capital	27,871	2,760	(25,111)	-910%
Net Transfers Out/(In)	1,663,768	1,800,956	137,188	8%
Net	(701,871)	(623,010)	(78,861)	

HURF Fund				
	<u>Actual</u>	<u>Annual Budget</u>	<u>Over/Short</u>	<u>% Remaining</u>
Revenues	733,756	908,000	(174,244)	19%
Wages & ERE	241,257	341,205	99,948	29%
Operational	362,798	336,395	(26,403)	-8%
Capital	176,151	36,500	(139,651)	-383%
Net Transfers Out/(In)	672,589	711,360	38,771	5%
Net	(719,039)	(517,460)	(201,579)	

Wastewater Fund*				
	<u>Actual</u>	<u>Annual Budget</u>	<u>Over/Short</u>	<u>% Remaining</u>
Operating Revenues	1,050,494	1,540,600	(490,106)	32%
Grants & Loan Funding	0	4,000,000	(4,000,000)	100%
Wages & ERE	422,633	608,980	186,347	31%
Operational	379,338	632,166	252,828	40%
Capital	1,371,778	4,393,253	3,021,475	69%
Net Transfers Out/(In)	0	0	0	N/A
Net	(1,123,255)	(93,799)	(1,029,456)	

* - Depreciation is not included in the above schedule (\$850K budget).

TOWN OF CAMP VERDE
Special Revenue & Capital Improvement Funds Report
FY19 - 3rd QTR ending March 2019

Capital Improvement Projects Funds

Projects	Actual	Annual Budget	Difference	% Left
Street Paving & Maint	573,590	700,000	126,410	18%
Leased Equipment & Vehicles	495,945	0	(495,945)	
Circle K Property Acquisition	210,482	215,000	4,518	2%
Spillman Software for CVMO	76,000	76,000	0	
Rodeo Arena	46,056	80,000	33,944	N/A
Homestead Parkway Road	1,942	327,205	325,263	99%
Rezzonico Park	26,408	32,984	6,576	20%
CVMO Records Shelving	27,409	27,000	(409)	-2%
Finnie Flat Streetscape	0	15,369	15,369	100%
Town Kitchen Remodel	33,872	66,865	32,993	49%
Stormwater Projects	7,494	27,185	19,691	72%
Small Projects	9,978	16,086	6,108	38%
Other	0	47,000	47,000	100%
Net Exps	(1,509,176)	(1,630,694)	121,518	-7%
Interest/Operating Transfers In	1,015,000	1,265,000	(250,000)	-20%
Debt Financing	500,000	0	500,000	N/A
Beginning Balance	473,823	425,872	(47,951)	-11%
Remaining Funds	479,647	60,178	323,567	

Other Funds

	Exp's	Rev's	Net (Exps)/Revs	Budgeted Net (Exps)/Revs	Fund Balance
Parks	2,132,072	0	(2,132,072)	(6,720,198)	3,163,284
Court	599	20,663	20,064	(40,000)	72,986
Grants	238,614	218,508	(20,106)	(12,544)	(11,745)
CDBG	30,800	0	(30,800)	0	(30,800)
Housing	0	22,740	22,740	(8,000)	90,041
911	0	0	0	(1,361)	1,361
Restricted Monies	41,166	95,803	54,637	(68,666)	115,530
Debt	1,321,357	1,321,357	0	0	0

TOWN OF CAMP VERDE

Summary of .65% TPT FY19

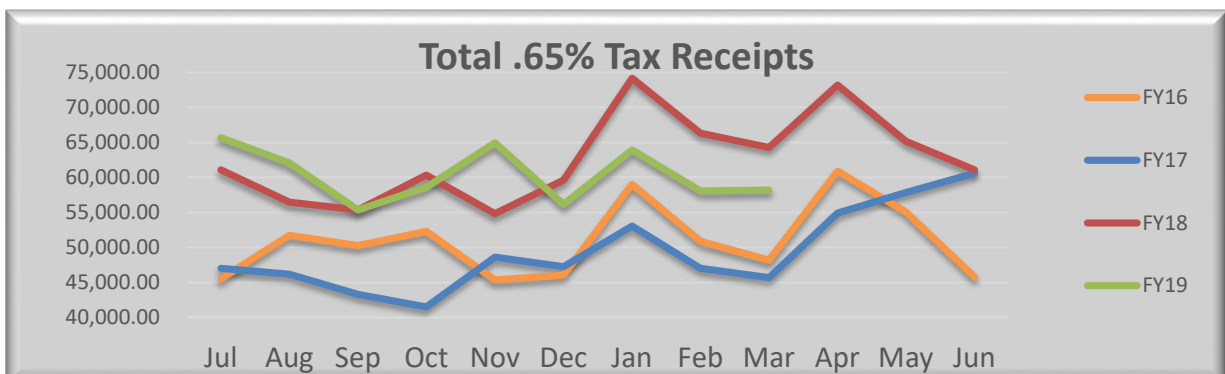
Net Available Revenues

.65 Revenue by Period	Actual	Budget	Over/(Short)
QTR1 (Jul-Sep)	\$ 181,839	\$ 182,000	\$ (161)
QTR2 (Oct-Dec)	\$ 177,736	\$ 182,000	\$ (4,264)
QTR3 (Jan-Mar)	\$ 178,184	\$ 182,000	\$ (3,816)
QTR4 (Apr-Jun)	\$ -	\$ 182,000	\$ (182,000)
FY19 ".65" Revenue's	\$ 537,758	\$ 728,000	\$ (190,242)

Expense Allocation

Project	Actual	Budget	Remaining
Circle K Property Acquisition	\$ 210,482	\$ 215,000	\$ 4,518
Rezzonico Park	\$ 26,408	\$ 32,984	\$ 6,576
Finnie Flat Streetscape	\$ -	\$ 15,369	\$ 15,369
Stormwater Projects	\$ 7,494	\$ 27,185	\$ 19,691
Kitchen Remodel	\$ 33,872	\$ 66,865	\$ 32,993
Homestead Parkway Road	\$ 1,942	\$ 35,740	\$ 33,798
CVMO Records Shelving	\$ 27,409	\$ 27,000	\$ (409)
Wayfinding Signage	\$ 3,152	\$ 8,086	\$ 4,934
Rodeo Arena Funding	\$ 46,056	\$ 80,000	\$ 33,944
Misc Projects	\$ 76,000	\$ 123,000	\$ 47,000
CV Sports Complex Debt	\$ 381,795	\$ 382,502	\$ 707
Equipment Lease Payments	\$ 209,935	\$ 437,989	\$ 228,054
FY19 Expense Total	\$ 1,024,545	\$ 1,451,720	\$ 427,175
FY19 Net Balance	\$ (486,787)	\$ (723,720)	\$ 236,933

<i>FY18 Ending Balance</i>	\$ -	\$ -	\$ -
FY19 Ending Balance	\$ (486,787)	\$ (723,720)	\$ 236,933




TOWN OF CAMP VERDE

As of March 31st, 2019

INVESTMENTS

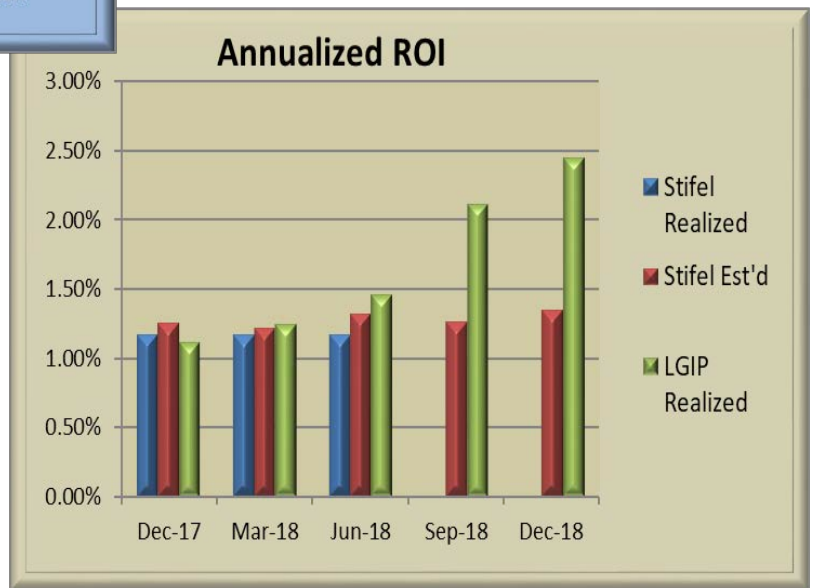
Account	Balances at Mar 31st	FYTD Interest	EST'D FY ROI Annualized
Stifel Nicolaus	1,345,060	15,183.45	1.32%
LGIP	735,158	11,510.18	2.45%
Other Cash*	4,420,525	4,594.37	N/A
TOTAL	6,500,743	31,288.00	

* - Does not include Sewer nor Agency Funds Cash.



Stifel Investment Info:
Avg. Maturity Length of Invest's
1.5 years
Current Exp'd Yield-to-Maturity
1.51%

Comparative Rates:
2 YR Treasury Note Rate – 2.27%
5 YR Treasury Note Rate – 2.23%

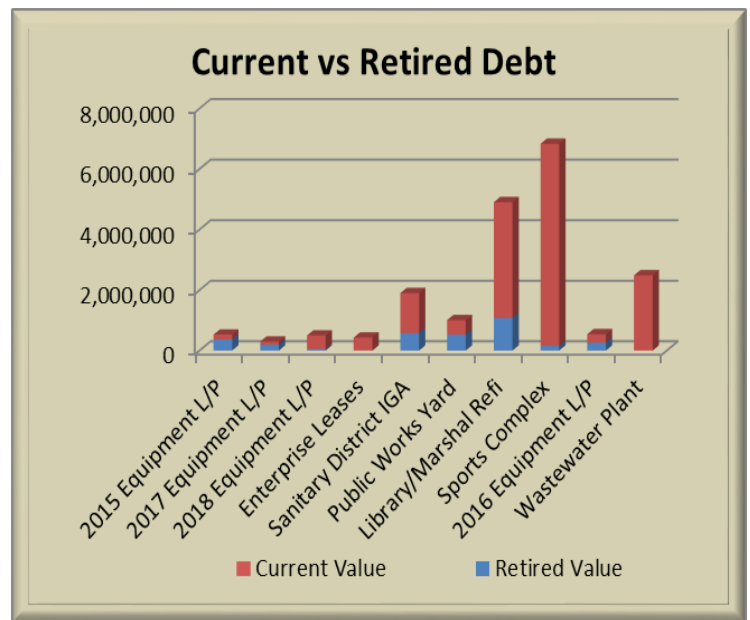
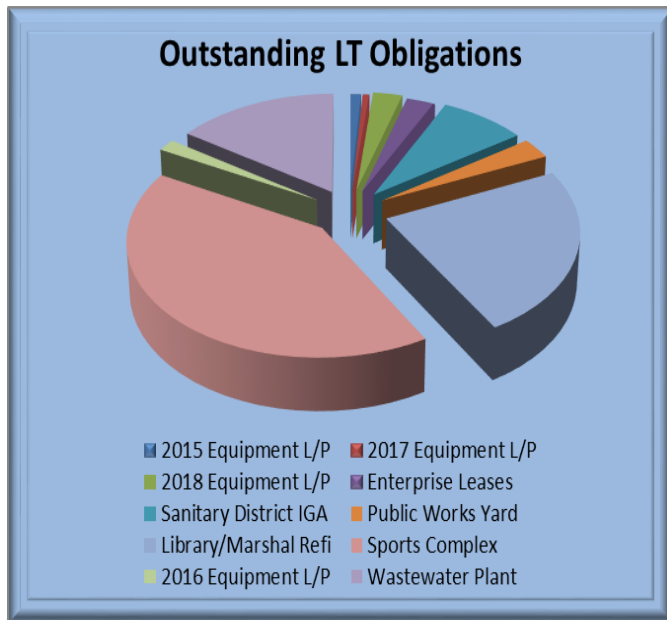


TOWN OF CAMP VERDE

As of March 31st, 2019

LONG-TERM DEBT

Inception	Purpose	Type	Maturity	Original Debt	Int Rate	FY19 Budget	Current Obligation	Next Disbursement Amount	Date	Debt Retired
Governmental Funds										
10/20/2015	2015 Equipment L/P	Note	8/20/2020	530,000	1.79%	110,988	163,528	55,494	8/20/2019	366,472
8/7/2017	2017 Equipment L/P	Note	7/1/2019	299,233	2.28%	102,001	99,727	102,001	7/1/2019	199,506
10/10/2018	2018 Equipment L/P	Note	8/1/2023	500,000	2.99%	108,000	451,000	53,742	8/1/2019	49,000
10/10/2018	Enterprise Leases	Note	Various	432,852		117,000	430,000	4,470	Monthly	2,852
7/22/2009	Sanitary District IGA	IGA Pledge	7/1/2032	1,902,000	3.34%	118,550	1,322,288	97,702	7/1/2019	579,712
5/26/2011	Public Works Yard	Bonds	7/1/2023	1,005,000	3.91%	106,360	477,177	97,587	7/1/2019	527,823
10/1/2014	Library/Marshal Refi	Bonds	7/1/2030	4,904,000	2.84%	451,915	3,825,000	400,315	7/1/2019	1,079,000
12/27/2017	Sports Complex	Bonds	7/1/2044	6,835,000	3.37%	382,502	6,680,000	270,975	7/1/2019	155,000
Wastewater Fund										
10/20/2016	2016 Equipment L/P	Note	8/1/2021	542,800	1.55%	113,120	276,341	56,560	8/1/2019	266,459
4/20/2018	Wastewater Plant	Note	7/1/1942	2,487,210	2.18%	37,856	2,487,210	107,095	7/1/2019	0
TOTALS						1,648,292	16,212,271	1,245,941		



FY19 Debt Service Fund*

Category	Actual	Annual Budget	\$ Remaining	% Remaining
Principal Retired	800,220	1,054,235	254,015	24%
Interest Paid	409,443	438,981	29,538	7%
Misc Fees	2,295	4,100	1,805	44%
Total	1,211,958	1,497,316	285,358	19%

* - Does not include Wastewater Fund

TOWN OF CAMP VERDE
FT & PT Employee Listing
FY19 - 3rd QTR ending March 2019

General Administration

<u>Name</u>	<u>Hire Date</u>	<u>Position</u>	<u>Hrs</u>	<u>Class</u>
Russ Martin	8/9/2010	Town Manager	40	99
Ana Yates	12/10/2018	Human Resource Specialist	40	59
Judy Morgan	6/30/2017	Town Clerk	40	82
Virginia Jones	11/4/1996	Deputy Town Clerk	40	57
Steven Ayres	2/1/2013	Econ. Dev. Director	40	90
Saepyo (Sebra) Choe	12/28/2013	ED Project Manager	40	68
Gaylene Allen	5/2/2013	Attendant	12	14
Geraldine Dillinger	6/19/2015	Attendant	12	14
Lynette Kovacovich	5/2/2013	Attendant	12	14
Mike Showers	7/18/2011	Finance Director	40	95
Jenifer McKinzie	6/23/2014	Finance Clerk	40	29
Linda Peterson	10/29/2012	Finance Clerk	40	29
Carol Brown	8/29/1994	Risk Manager	40	76

Municipal Court

<u>Name</u>	<u>Hire Date</u>	<u>Position</u>	<u>Hrs</u>	<u>Class</u>
Paul Schlegel	11/3/2014	Magistrate	24	N/A
Veronica Pineda	9/2/1997	Court Supervisor	40	61
Carter, Valerie	3/12/2018	Court Clerk	40	28
Teresa Goodwin	8/21/2007	Court Clerk	40	28
Leticia Ancira	8/1/2018	Court Clerk	40	28
Melissa Wright	8/1/2018	Court Clerk	40	28

Public Works

<u>Name</u>	<u>Hire Date</u>	<u>Position</u>	<u>Hrs</u>	<u>Class</u>
Ron Long	7/10/2006	Public Works Director	40	92
Troy Odell	5/28/2013	PW Deputy Director	40	80
Dora Blair	4/9/2018	Public Works Analyst	40	56
Mike Dumas	9/23/2002	Maintenance Foreman	40	49
David Russell	12/10/2012	Lead Maint. Worker	40	41
Walter Orellana	6/19/2018	Maintenance Worker	40	24
Stephen Diacik	9/3/2013	Maintenance Worker	40	24
Ezra Collins	4/10/2017	Maintenance Worker	40	24
Chris Schrouder	7/5/2016	Maintenance Worker	40	24
Yolanda Trahin	9/5/2000	Janitor	40	17
Maria Urias	8/10/2005	Janitor	40	17
Maria Marquez	11/17/2016	Janitor	40	17

Community Development

<u>Name</u>	<u>Hire Date</u>	<u>Position</u>	<u>Hrs</u>	<u>Class</u>
Carmen Howard	10/17/2016	Comm. Dev. Director	40	94
Robert Foreman	3/15/2006	Building Official	40	71
Melinda Lee	2/7/2017	Planner	40	68
Jonathan Rivero	8/28/2013	Building Inspector	40	60
Roxanne Jasman	12/3/2018	Permit Technician	40	35
Denise Pitts	12/19/2016	Permit Technician	40	35
Emmanuel "Manny" Romero	9/18/2017	Code Enforcement	40	43

Marshal's Office

<u>Name</u>	<u>Hire Date</u>	<u>Position</u>	<u>Hrs</u>	<u>Class</u>
Corey Rowley	10/15/2018	Marshal	40	97
Brian Armstrong	6/26/2017	Commander	40	86
Thomas Baizel	1/14/2007	Sergeant	40	73
Stephen Butler	7/11/2012	Sergeant	40	73
Brandon Collins	8/7/2006	Sergeant	40	73
Daniel Jacobs	9/9/2013	Sergeant	40	73
Steven McClure	2/13/2011	Sergeant	40	73
Hanna Bower	10/31/2016	Deputy	40	67
Jeff Bowers	1/14/2008	Deputy	40	67
David Freeman	10/31/2004	Deputy	40	67
Kyle Handis	12/3/2017	Deputy	40	67
Michael Jardine	6/6/2016	Deputy	40	67
Oscar Berrelez	12/30/2018	Deputy	40	67
Dylan Murphy	12/18/2017	Deputy	40	67
Roscoe Owsley	1/6/2013	Deputy	40	67
Jeff Patten	3/4/2001	Deputy	40	67
John Reay	7/5/2016	Deputy	40	67
Dustin Richardson	6/23/2014	Deputy	40	67
Paul Rotzler	1/11/2015	Deputy	40	67
Erik Trahin	7/18/2016	Deputy	40	67
Cody "Ty" Wantland	12/17/2018	Deputy	40	67
Darbie Martin	1/29/1998	Admin/Invest. Asst.	40	48
Mary Newton	12/15/1997	Dispatch Supervisor	40	63
Debbie Hughes	8/1/1998	Property & Evidence Custodia	40	33
Robin Dawson	7/23/2018	Dispatcher	40	36
Cyntina Harvey	7/23/2018	Dispatcher	40	36
Eva Ruiz	4/8/2018	Dispatcher	40	36
Brittany Jacobs	10/6/2014	Dispatcher	40	36
Lana Stine	12/18/2016	Dispatcher	40	36
Susan Wason	4/26/2011	Dispatcher	40	36
Alexis Walters	10/3/2016	Dispatcher	40	36
Cailin Yantis Lizotte	9/10/2007	Records Specialist	40	27
Andrea Ramirez	10/7/2013	Records Clerk	40	23
Allison Anthony	12/18/2017	Animal Control Officer	40	26

Library

<u>Name</u>	<u>Hire Date</u>	<u>Position</u>	<u>Hrs</u>	<u>Class</u>
Kathy Hellman	6/24/2012	Library Director	40	78
Nadia Torabi	2/16/2016	Youth Services Librarian	40	38
Alice Gottschalk	1/3/2005	Library Specialist	40	25
Gerry Laurito	12/14/1999	Library Specialist	40	25
Carson Ralston	8/15/2016	Library Specialist	40	25
Zachary Garcia	1/3/2017	Library Specialist	40	25
Wendy Cook-Roberts	6/19/2014	Library Clerk	18	20
Helen Howard	11/20/2017	Library Clerk	18	20
Janell Leland	10/8/2018	Library Clerk	18	20
Von Hatch	3/13/2016	Library Clerk	18	20
Sheldon "Jay" Valles	8/21/2017	Library Clerk	18	20

Parks & Rec

<u>Name</u>	<u>Hire Date</u>	<u>Position</u>	<u>Hrs</u>	<u>Class</u>
Michael Marshall	12/27/2012	P&R Div. Manager	40	64
Shawna Figy	6/19/2016	P & R Coordinator	40	34
Angela Grubbs	9/17/2018	Recreation Leader	24	15

Streets

<u>Name</u>	<u>Hire Date</u>	<u>Position</u>	<u>Hrs</u>	<u>Class</u>
Stacy Perry	10/14/2013	Streets Supervisor	40	69
Luis Trahin	4/15/1996	Streets Foreman	40	53
David Hammond	8/9/1998	Sr. Equipment Operator	40	37
Royce Allen	10/30/2006	Equipment Operator	40	30
Richard Cope	2/6/2012	Equipment Operator	40	30

Sewer

<u>Name</u>	<u>Hire Date</u>	<u>Position</u>	<u>Hrs</u>	<u>Class</u>
Jerry Tinagero	7/1/2014	Wastewater Manager	40	65
Marshall Davis	6/30/2013	Senior Wastewater Op.	40	54
Tracey Feltes	6/30/2013	Admin. Asst. 1	40	31
Joseph Calhoun	7/1/2014	Wastewater Operator	40	39
Russell Cron	6/30/2013	Wastewater Operator	40	39
Chet Teague	3/9/2015	Wastewater Operator	40	39
David Richardson	10/10/2017	Wastewater Operator	40	39
Justin Ganis	4/3/2017	Wastewater Operator	40	39

FT & PT Employee Count 99
FT Employee Count 89
Seasonal/Temp Workers are not included