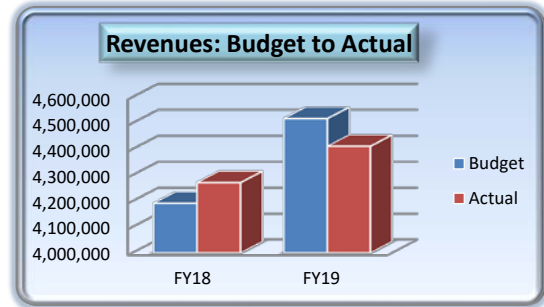


**TOWN OF CAMP VERDE**  
**General Fund Report**  
**FY19 - 2nd QTR ending December 2018**

**GENERAL FUND REVENUES**

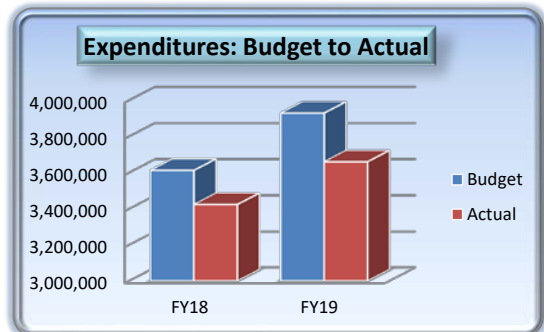
	FY 18-19 Budget	FY 18-19 Actual	% of Budget Received
Local Taxes	4,550,000	2,190,180	48%
Franchise Fees	273,000	152,175	56%
State Sales Tax	1,115,000	540,309	48%
Urban Revenue Sharing	1,380,000	678,215	49%
Vehicle License Tax	783,000	398,659	51%
Other Revenues	935,841	452,091	48%
<b>TOTAL</b>	<b>9,036,841</b>	<b>4,411,629</b>	<b>49%</b>



Revenues for FY19 are \$107K short of budget through the second QTR or 1%. This puts the Town in a very positive revenue situation as the 2nd half of the year is historically 7% higher than the first half. The retail and restaurant sections are continually the strongest revenue categories. Construction had a very strong start but has dropped to more normal levels in December and January.

**GENERAL FUND EXPENDITURES by DEPARTMENT**

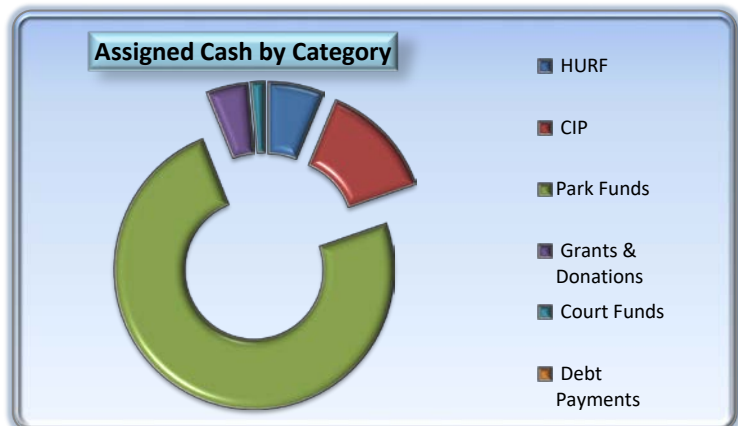
	FY 18-19 Budget	FY 18-19 Actual	% of Budget Expended
General Admin	2,099,325	1,026,576	49%
Court	420,090	187,659	45%
Public Works	940,770	445,478	47%
Community Development	537,745	233,207	43%
Marshall's Office	2,905,995	1,316,593	45%
Library	558,720	268,735	48%
Parks & Rec	396,250	182,285	46%
<b>TOTAL</b>	<b>7,858,895</b>	<b>3,660,533</b>	<b>47%</b>



Expenses are under budget another \$203K beyond the first QTR's \$66K savings putting general fund expenses \$269K, or 3%, under budget through the first half of the year. Everything is moving forward as expected in the General Fund. The CIP fund has been fully funded for the year impacting the Unassigned cash balance below. Removing the excess CIP funding would put reserves closer to \$2.4 million.

**CASH**

<b>Bank Accounts</b>	
Pooled Checking	96,270
Payroll Checking	151,153
Stifel Investment	1,604,300
LGIP Investments	476,276
Library Sales	6,037
Revolving Home Loan	108,017
US Bank/BNY Accounts	3,575,130
Due from Sewer	521,639
<b>TOTAL CASH</b>	<b>6,538,822</b>
Assigned Cash	<b>(4,814,131)</b>
<b>Unassigned Cash</b>	<b>1,724,691</b>



**TOWN OF CAMP VERDE**  
**Functional Revenue & Expense Summaries**  
**FY19 - 2nd QTR ending December 2018**

<b>General Fund</b>				
	<u>Actual</u>	<u>Annual Budget</u>	<u>Over/Short</u>	<u>% Remaining</u>
Revenues	4,411,629	9,036,841	(4,625,212)	51%
Wages & ERE	2,717,770	5,997,005	3,279,235	55%
Operational	937,994	1,859,130	921,136	50%
Capital	4,771	2,760	(2,011)	-73%
Net Transfers Out/(In)	1,606,702	1,800,956	194,254	11%
<b>Net</b>	<b>(855,608)</b>	<b>(623,010)</b>	<b>(232,598)</b>	

<b>HURF Fund</b>				
	<u>Actual</u>	<u>Annual Budget</u>	<u>Over/Short</u>	<u>% Remaining</u>
Revenues	497,197	908,000	(410,803)	45%
Wages & ERE	154,701	341,205	186,504	55%
Operational	276,048	336,395	60,347	18%
Capital	57,485	36,500	(20,985)	-57%
Net Transfers Out/(In)	620,256	711,360	91,104	13%
<b>Net</b>	<b>(611,293)</b>	<b>(517,460)</b>	<b>(93,833)</b>	

<b>Wastewater Fund*</b>				
	<u>Actual</u>	<u>Annual Budget</u>	<u>Over/Short</u>	<u>% Remaining</u>
Operating Revenues	660,424	1,540,600	(880,176)	57%
Grants & Loan Funding	0	4,000,000	(4,000,000)	100%
Wages & ERE	268,638	608,980	340,342	56%
Operational	227,492	632,166	404,674	64%
Capital	955,830	4,393,253	3,437,423	78%
Net Transfers Out/(In)	0	0	0	N/A
<b>Net</b>	<b>(791,536)</b>	<b>(93,799)</b>	<b>(697,737)</b>	

\* - Depreciation is not included in the above schedule (\$850K budget).

**TOWN OF CAMP VERDE**  
Special Revenue & Capital Improvement Funds Report  
FY19 - 2nd QTR ending December 2018

**Capital Improvement Projects Funds**

<b>Projects</b>	<b>Actual</b>	<b>Annual Budget</b>	<b>Difference</b>	<b>% Left</b>
Street Paving & Maint	571,159	700,000	128,841	18%
Circle K Property Acquisition	210,482	215,000	4,518	2%
Equipment	441,120	0	(441,120)	N/A
Rodeo Arena	0	80,000	80,000	N/A
Homestead Parkway Road	1,942	327,205	325,263	99%
Rezzonico Park	24,839	32,984	8,145	25%
CVMO Records Shelving	0	27,000	27,000	100%
Finnie Flat Streetscape	0	15,369	15,369	100%
Town Kitchen Remodel	23,091	66,865	43,774	65%
Stormwater Projects	7,494	27,185	19,691	72%
Small Projects	2,198	16,086	13,888	86%
Other	0	123,000	123,000	100%
Net Exps	(1,282,325)	(1,630,694)	348,369	-21%
Interest/Operating Transfers In	1,015,000	1,265,000	(250,000)	-20%
Debt Financing	441,120	0	441,120	N/A
Beginning Balance	473,726	425,872	(47,854)	-11%
Remaining Funds	647,521	60,178	491,635	

**Other Funds**

	<b>Exp's</b>	<b>Rev's</b>	<b>Net (Exps)/Revs</b>	<b>Budgeted Net (Exps)/Revs</b>	<b>Fund Balance</b>
Parks	2,132,072	0	(2,132,072)	(6,720,198)	3,529,533
Court	0	13,862	13,862	(40,000)	66,783
Grants	123,854	130,835	6,981	(12,544)	15,342
CDBG	0	0	0	0	0
Housing	0	22,646	22,646	(8,000)	89,947
911	0	0	0	(1,361)	1,361
Restricted Monies	33,103	83,126	50,023	(68,666)	110,916
Debt	1,211,957	1,211,957	0	0	0

# TOWN OF CAMP VERDE

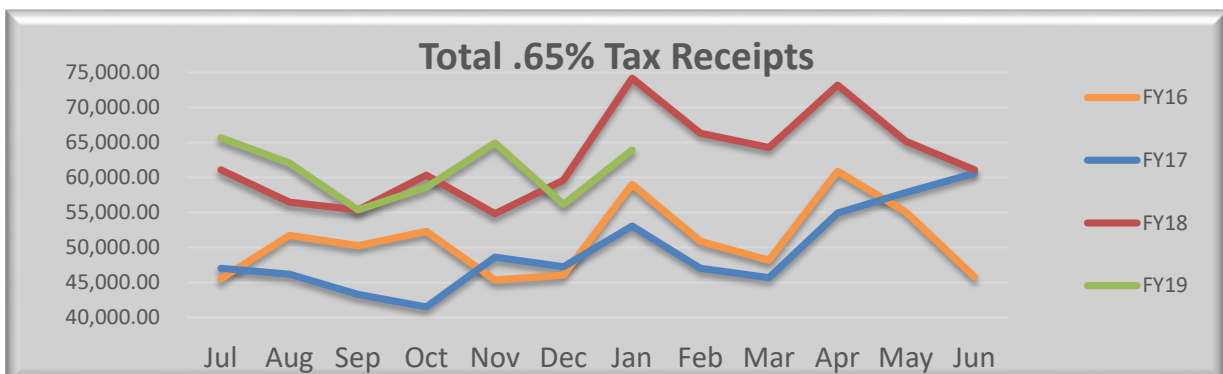
## Summary of .65% TPT FY19

### Net Available Revenues

.65 Revenue by Period	Actual	Budget	Over/(Short)
QTR1 (Jul-Sep)	\$ 181,839	\$ 182,000	\$ (161)
QTR2 (Oct-Dec)	\$ 177,736	\$ 182,000	\$ (4,264)
QTR3 (Jan-Mar)	\$ -	\$ 182,000	\$ (182,000)
QTR4 (Apr-Jun)	\$ -	\$ 182,000	\$ (182,000)
<b>FY18 .65 Revenue's</b>	<b><u>\$ 359,575</u></b>	<b><u>\$ 728,000</u></b>	<b><u>\$ (368,425)</u></b>

### Expense Allocation

Project	Actual	Budget	Remaining
Circle K Property Acquisition	\$ 210,482	\$ 215,000	\$ 4,518
Rezzonico Park	\$ 24,839	\$ 32,984	\$ 8,145
Finnie Flat Streetscape	\$ -	\$ 15,369	\$ 15,369
Stormwater Projects	\$ 7,494	\$ 27,185	\$ 19,691
Kitchen Remodel	\$ 23,091	\$ 66,865	\$ 43,774
Homestead Parkway Road	\$ 1,942	\$ 35,740	\$ 33,798
CVMO Records Shelving	\$ -	\$ 27,000	\$ 27,000
Wayfinding Signage	\$ 2,198	\$ 8,086	\$ 5,888
Rodeo Arena Funding	\$ -	\$ 80,000	\$ 80,000
Misc Projects	\$ -	\$ 123,000	\$ 123,000
CV Sports Complex	\$ 381,796	\$ 382,502	\$ 706
Equipment Lease Payments	\$ 154,441	\$ 437,989	\$ 283,548
<b>FY18 Expense Total</b>	<b><u>\$ 806,283</u></b>	<b><u>\$ 1,451,720</u></b>	<b><u>\$ 645,437</u></b>
<b>FY18 Net Balance</b>	<b><u>\$ (446,708)</u></b>	<b><u>\$ (723,720)</u></b>	<b><u>\$ 277,012</u></b>
<i>FY18 Ending Balance</i>	\$ -	\$ -	\$ -
<b>FY19 Ending Balance</b>	<b><u>\$ (446,708)</u></b>	<b><u>\$ (723,720)</u></b>	<b><u>\$ 277,012</u></b>



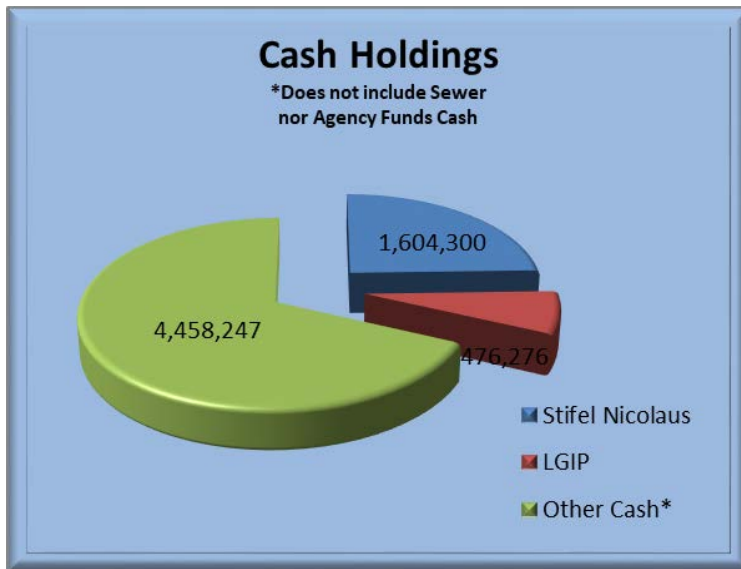
# TOWN OF CAMP VERDE

As of December 31<sup>st</sup>, 2018

## INVESTMENTS

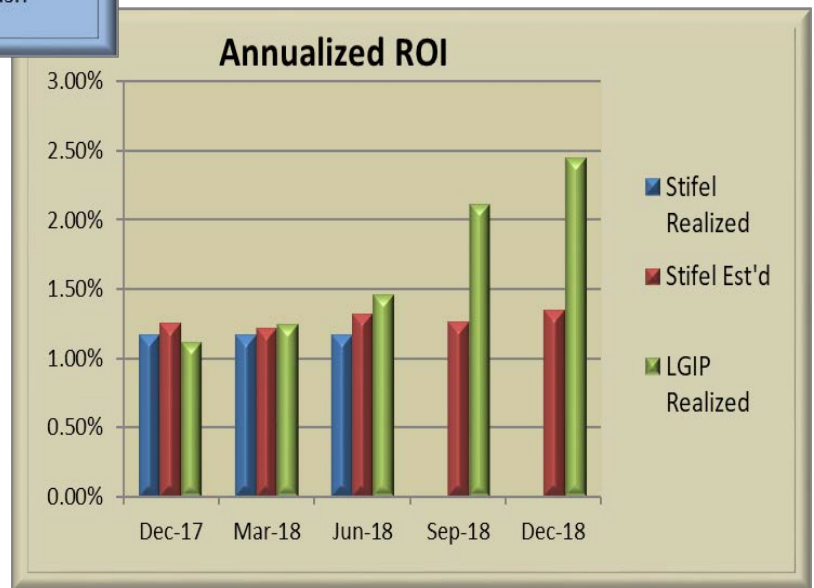
Account	Balances at Dec 31st	FYTD Interest	EST'D FY ROI Annualized
Stifel Nicolaus	1,604,300	11,795.10	1.35%
LGIP	476,276	8,029.01	2.45%
Other Cash*	4,458,247	3,305.89	N/A
<b>TOTAL</b>	<b>6,538,822</b>	<b>23,130.00</b>	

\* - Does not include Sewer nor Agency Funds Cash.



**Stifel Investment Info:**  
Avg. Maturity Length of Invest's  
1.4 years  
Current Exp'd Yield-to-Maturity  
1.84%

**Comparative Rates:**  
2 YR Treasury Note Rate – 2.48%  
5 YR Treasury Note Rate – 2.51%

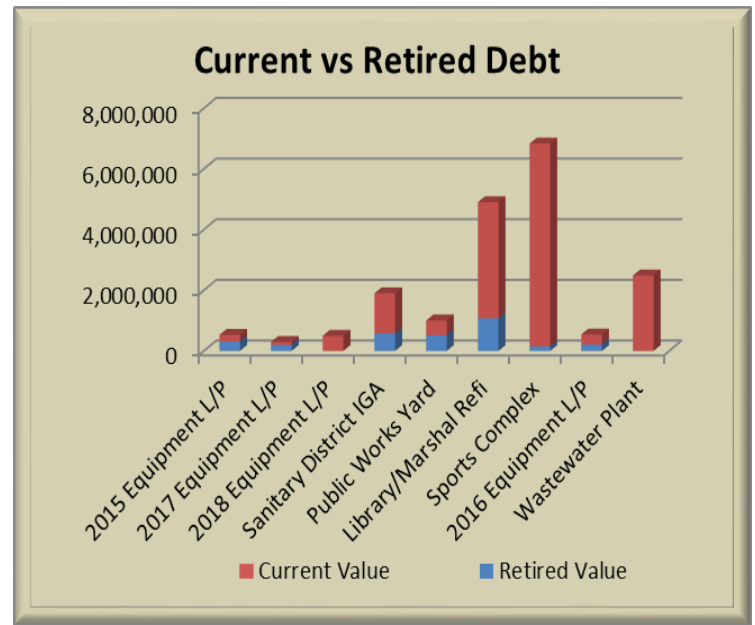
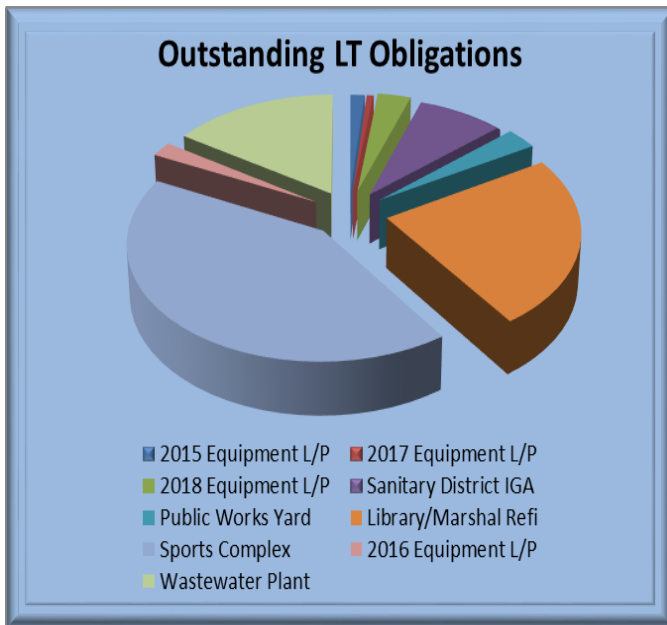


# TOWN OF CAMP VERDE

As of December 31<sup>st</sup>, 2018

## LONG-TERM DEBT

Purpose	Type	Maturity	Original Debt	Int Rate	FY19 Budget	Current Obligation	Next Disbursement Amount	Date	Debt Retired	
<b>Governmental Funds</b>										
2015 Equipment L/P	Note	8/20/2020	530,000	1.79%	110,988	217,067	55,494	2/20/2019	312,933	
2017 Equipment L/P	Note	7/1/2019	299,233	2.28%	102,001	99,728	102,001	7/1/2019	199,505	
2018 Equipment L/P	Note	8/1/2023	500,000	2.99%	225,000	500,000	53,610	2/1/2019	0	
Sanitary District IGA	IGA Pledge	7/1/2032	1,902,000	3.34%	118,550	1,322,288	97,702	7/1/2019	579,712	
Public Works Yard	Bonds	7/1/2023	1,005,000	3.91%	106,360	477,177	9,329	1/1/2019	527,823	
Library/Marshal Refi	Bonds	7/1/2030	4,904,000	2.84%	451,915	3,825,000	400,315	7/1/2019	1,079,000	
Sports Complex	Bonds	7/1/2044	6,835,000	3.37%	382,502	6,680,000	270,975	7/1/2019	155,000	
<b>Wastewater Fund</b>										
2016 Equipment L/P	Note	8/1/2021	542,800	1.55%	113,120	330,341	56,560	2/1/2019	212,459	
Wastewater Plant	Note	7/1/1942	2,487,210	2.18%	37,856	2,487,210	27,148	1/1/2019	0	
<b>TOTALS</b>					<b>1,648,292</b>	<b>15,938,812</b>	<b>1,073,134</b>			



### FY19 Debt Service Fund\*

Category	Actual	Annual Budget	\$ Remaining	% Remaining
Principal Retired	800,220	1,054,235	254,015	24%
Interest Paid	409,443	438,981	29,538	7%
Misc Fees	2,295	4,100	1,805	44%
<b>Total</b>	<b>1,211,958</b>	<b>1,497,316</b>	<b>285,358</b>	<b>19%</b>

\* - Does not include Wastewater Fund

**TOWN OF CAMP VERDE**  
**FT & PT Employee Listing**  
**FY19 - 2nd QTR ending December 2018**

**General Administration**

<u>Name</u>	<u>Hire Date</u>	<u>Position</u>	<u>Hrs</u>	<u>Class</u>
Russ Martin	8/9/2010	Town Manager	40	99
Ana Yates	12/10/2018	Human Resource Specialist	40	59
Judy Morgan	6/30/2017	Town Clerk	40	82
Virginia Jones	11/4/1996	Deputy Town Clerk	40	57
Steven Ayres	2/1/2013	Econ. Dev. Director	40	90
Saepyo (Sebra) Choe	12/28/2013	ED Project Manager	40	68
Gaylene Allen	5/2/2013	Attendant	12	14
Geraldine Dillinger	6/19/2015	Attendant	12	14
Lynette Kovacovich	5/2/2013	Attendant	12	14
Mike Showers	7/18/2011	Finance Director	40	95
Jenifer McKinzie	6/23/2014	Finance Clerk	40	29
Linda Peterson	10/29/2012	Finance Clerk	40	29
Carol Brown	8/29/1994	Risk Manager	40	76

**Municipal Court**

<u>Name</u>	<u>Hire Date</u>	<u>Position</u>	<u>Hrs</u>	<u>Class</u>
Paul Schlegel	11/3/2014	Magistrate	24	N/A
Veronica Pineda	9/2/1997	Court Supervisor	40	61
Carter, Valerie	3/12/2018	Court Clerk	40	28
Teresa Goodwin	8/21/2007	Court Clerk	40	28
Leticia Ancira	8/1/2018	Court Clerk	40	28
Melissa Wright	8/1/2018	Court Clerk	40	28

**Public Works**

<u>Name</u>	<u>Hire Date</u>	<u>Position</u>	<u>Hrs</u>	<u>Class</u>
Ron Long	7/10/2006	Public Works Director	40	92
Troy Odell	5/28/2013	PW Deputy Director	40	80
Dora Blair	4/9/2018	Public Works Analyst	40	56
Mike Dumas	9/23/2002	Maintenance Foreman	40	49
David Russell	12/10/2012	Lead Maint. Worker	40	41
Walter Orellana	6/19/2018	Maintenance Worker	40	24
Stephen Diacik	9/3/2013	Maintenance Worker	40	24
Ezra Collins	4/10/2017	Maintenance Worker	40	24
Chris Schrouder	7/5/2016	Maintenance Worker	40	24
Yolanda Trahin	9/5/2000	Janitor	40	17
Maria Urias	8/10/2005	Janitor	40	17
Maria Marquez	11/17/2016	Janitor	40	17

### Community Development

<u>Name</u>	<u>Hire Date</u>	<u>Position</u>	<u>Hrs</u>	<u>Class</u>
Carmen Howard	10/17/2016	Comm. Dev. Director	40	94
Robert Foreman	3/15/2006	Building Official	40	71
Melinda Lee	2/7/2017	Planner	40	68
Jonathan Rivero	8/28/2013	Building Inspector	40	60
Roxanne Jasman	12/3/2018	Permit Technician	40	35
Denise Pitts	12/19/2016	Permit Technician	40	35
Emmanuel "Manny" Romero	9/18/2017	Code Enforcement	40	43

### Marshal's Office

<u>Name</u>	<u>Hire Date</u>	<u>Position</u>	<u>Hrs</u>	<u>Class</u>
Corey Rowley	10/15/2018	Marshal	40	97
Brian Armstrong	6/26/2017	Commander	40	86
Thomas Baizel	1/14/2007	Sergeant	40	73
Stephen Butler	7/11/2012	Sergeant	40	73
Brandon Collins	8/7/2006	Sergeant	40	73
Daniel Jacobs	9/9/2013	Sergeant	40	73
Steven McClure	2/13/2011	Sergeant	40	73
Hanna Bower	10/31/2016	Deputy	40	67
Jeff Bowers	1/14/2008	Deputy	40	67
David Freeman	10/31/2004	Deputy	40	67
Kyle Handis	12/3/2017	Deputy	40	67
Michael Jardine	6/6/2016	Deputy	40	67
Oscar Berrelez	12/30/2018	Deputy	40	67
Dylan Murphy	12/18/2017	Deputy	40	67
Roscoe Owsley	1/6/2013	Deputy	40	67
Jeff Patten	3/4/2001	Deputy	40	67
John Reay	7/5/2016	Deputy	40	67
Dustin Richardson	6/23/2014	Deputy	40	67
Paul Rotzler	1/11/2015	Deputy	40	67
Erik Trahin	7/18/2016	Deputy	40	67
Cody "Ty" Wantland	12/17/2018	Deputy	40	67
Darbie Martin	1/29/1998	Admin/Invest. Asst.	40	48
Mary Newton	12/15/1997	Dispatch Supervisor	40	63
Debbie Hughes	8/1/1998	Property & Evidence Custodia	40	33
Robin Dawson	7/23/2018	Dispatcher	40	36
Cyntina Harvey	7/23/2018	Dispatcher	40	36
Eva Ruiz	4/8/2018	Dispatcher	40	36
Brittany Jacobs	10/6/2014	Dispatcher	40	36
Lana Stine	12/18/2016	Dispatcher	40	36
Susan Wason	4/26/2011	Dispatcher	40	36
Alexis Walters	10/3/2016	Dispatcher	40	36
Cailin Yantis Lizotte	9/10/2007	Records Specialist	40	27
Andrea Ramirez	10/7/2013	Records Clerk	40	23
Allison Anthony	12/18/2017	Animal Control Officer	40	26



### Library

<u>Name</u>	<u>Hire Date</u>	<u>Position</u>	<u>Hrs</u>	<u>Class</u>
Kathy Hellman	6/24/2012	Library Director	40	78
Nadia Torabi	2/16/2016	Youth Services Librarian	40	38
Alice Gottschalk	1/3/2005	Library Specialist	40	25
Gerry Laurito	12/14/1999	Library Specialist	40	25
Carson Ralston	8/15/2016	Library Specialist	40	25
Zachary Garcia	1/3/2017	Library Specialist	40	25
Wendy Cook-Roberts	6/19/2014	Library Clerk	18	20
Helen Howard	11/20/2017	Library Clerk	18	20
Janell Leland	10/8/2018	Library Clerk	18	20
Von Hatch	3/13/2016	Library Clerk	18	20
Sheldon "Jay" Valles	8/21/2017	Library Clerk	18	20

### Parks & Rec

<u>Name</u>	<u>Hire Date</u>	<u>Position</u>	<u>Hrs</u>	<u>Class</u>
Michael Marshall	12/27/2012	P&R Div. Manager	40	64
Shawna Figy	6/19/2016	P & R Coordinator	40	34
Angela Grubbs	9/17/2018	Recreation Leader	24	15

### Streets

<u>Name</u>	<u>Hire Date</u>	<u>Position</u>	<u>Hrs</u>	<u>Class</u>
Stacy Perry	10/14/2013	Streets Supervisor	40	69
Luis Trahin	4/15/1996	Streets Foreman	40	53
David Hammond	8/9/1998	Sr. Equipment Operator	40	37
Royce Allen	10/30/2006	Equipment Operator	40	30
Richard Cope	2/6/2012	Equipment Operator	40	30

### Sewer

<u>Name</u>	<u>Hire Date</u>	<u>Position</u>	<u>Hrs</u>	<u>Class</u>
Jerry Tinagero	7/1/2014	Wastewater Manager	40	65
Marshall Davis	6/30/2013	Senior Wastewater Op.	40	54
Tracey Feltes	6/30/2013	Admin. Asst. 1	40	31
Joseph Calhoun	7/1/2014	Wastewater Operator	40	39
Russell Cron	6/30/2013	Wastewater Operator	40	39
Chet Teague	3/9/2015	Wastewater Operator	40	39
David Richardson	10/10/2017	Wastewater Operator	40	39
Justin Ganis	4/3/2017	Wastewater Operator	40	39

FT & PT Employee Count            99  
FT Employee Count                    89  
Seasonal/Temp Workers are not included