

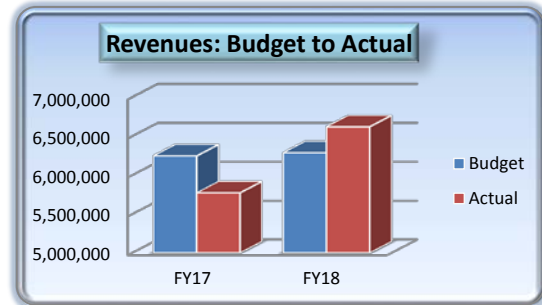
# TOWN OF CAMP VERDE

## General Fund Report

### FY18 - 3rd QTR ending Mar 2018

#### GENERAL FUND REVENUES

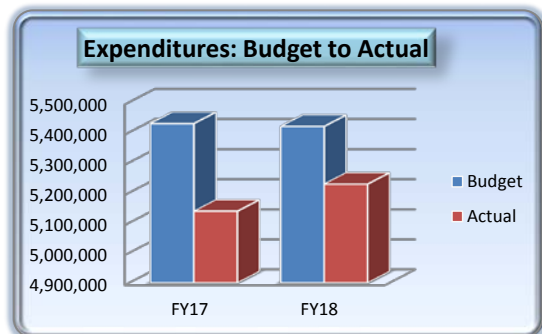
	FY 17-18 Budget	FY 17-18 Actual	% of Budget Received
Local Taxes	4,061,000	3,423,697	84%
Franchise Fees	263,000	218,707	83%
State Sales Tax	1,060,000	792,036	75%
Urban Revenue Sharing	1,400,000	1,043,950	75%
Vehicle License Tax	725,000	564,266	78%
Other Revenues	876,050	579,783	66%
<b>TOTAL</b>	<b>8,385,050</b>	<b>6,622,439</b>	<b>79%</b>



Revenues for FY18 are just over budget \$333K through March with Local Taxes, Franchise Fees and VLT leading the way with amounts over budget of \$378K, \$23K & \$23K respectively. Local tax surplus numbers are lead by construction taxes which are \$459K over budget to date (eclipsing the entire local tax overage). Retail is also over budget about \$60K to date leaving the other categories at a net 141K (4.6%) under budget, primarily Restaurant, Accommodation and Utility categories. The sortage in Other Revenues comes mostly from low permit fees and court fines.

#### GENERAL FUND EXPENDITURES by DEPARTMENT

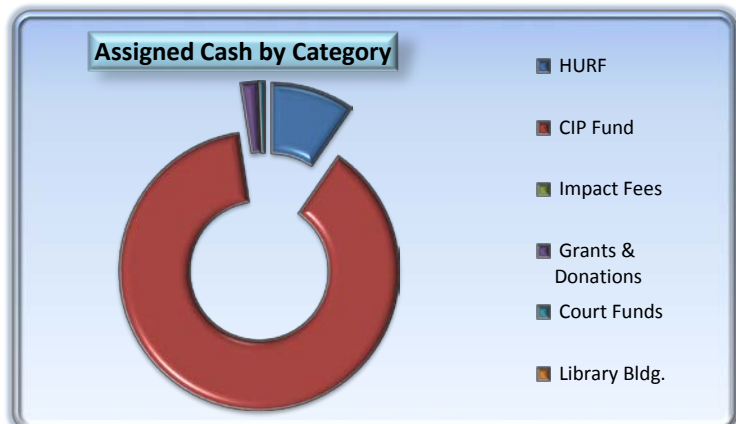
	FY 17-18 Budget	FY 17-18 Actual	% of Budget Expended
General Admin	1,998,420	1,450,980	73%
Court	358,340	256,812	72%
Public Works	916,476	646,488	71%
Community Development	532,865	350,362	66%
Marshall's Office	2,621,480	1,938,392	74%
Library	450,440	347,503	77%
Parks & Rec	348,640	238,263	68%
<b>TOTAL</b>	<b>7,226,661</b>	<b>5,228,800</b>	<b>72%</b>



Expenses through March are under budget by \$191K with all departments except the Library below budget. Unassigned cash grew \$300K over this 3rd QTR to \$2.1M. FY18 remains a very strong year financially for the Town and should continue this direction into FY19. However, FY19 is expected to see a significant drop in construction taxes. This will make the shortages in Restaurant, Accommodation and Utility categories worth keeping an eye on through the remainder of this year and into FY19 as we will be depending more on normal revenue generation in the upcoming fiscal year.

#### CASH

Bank Accounts	
Pooled Checking	391,003
Payroll Checking	25,635
Stifel Investment	1,851,786
LGIP Investments	949,336
Library Sales	6,151
Revolving Home Loan	81,695
US Bank Accounts	6,774,189
Due from Sewer	276,591
<b>TOTAL CASH</b>	<b>10,356,386</b>
Assigned Cash	<u><b>(8,247,204)</b></u>
<b>Unassigned Cash</b>	<b><u>2,109,182</u></b>



**TOWN OF CAMP VERDE**  
**Functional Revenue & Expense Summaries**  
**FY18 - 3rd QTR ending Mar 2018**

<b>General Fund</b>				
	<u>Actual</u>	<u>Annual Budget</u>	<u>Over/Short</u>	<u>% Remaining</u>
Revenues	6,596,439	8,385,050	(1,788,611)	-21%
Wages & ERE	3,949,826	5,432,300	1,482,474	27%
Operational	1,267,846	1,787,681	519,835	29%
Capital	11,128	6,680	(4,448)	-67%
Net Transfers Out/(In)	1,374,189	1,373,389	(800)	0%
<b>Net</b>	<b>(6,550)</b>	<b>(215,000)</b>	<b>208,450</b>	

<b>HURF Fund</b>				
	<u>Actual</u>	<u>Annual Budget</u>	<u>Over/Short</u>	<u>% Remaining</u>
Revenues	700,529	919,200	(218,671)	-24%
Wages & ERE	229,773	333,125	103,352	31%
Operational	273,405	289,740	16,335	6%
Capital	10,257	44,500	34,243	77%
Net Transfers Out/(In)	402,767	594,452	191,685	32%
<b>Net</b>	<b>(215,673)</b>	<b>(342,617)</b>	<b>126,944</b>	

<b>Wastewater Fund*</b>				
	<u>Actual</u>	<u>Annual Budget</u>	<u>Over/Short</u>	<u>% Remaining</u>
Operating Revenues	1,296,100	1,287,100	9,000	1%
Grants & Loan Funding	0	664,000	(664,000)	-100%
Wages & ERE	389,661	577,580	187,919	33%
Operational	448,448	540,650	92,202	17%
Capital	492,130	1,007,120	514,990	51%
Net Transfers Out/(In)	0	0	0	#DIV/0!
<b>Net</b>	<b>(34,139)</b>	<b>(174,250)</b>	<b>140,111</b>	

\* - Depreciation is not included in the above schedule (\$800K budget).

**TOWN OF CAMP VERDE**  
Special Revenue & Capital Improvement Funds Report  
FY18 - 3rd QTR ending Mar 2018

**Capital Improvement Projects Fund**

<b>Projects</b>	<b>Actual</b>	<b>Annual Budget</b>	<b>Difference</b>	<b>% Left</b>
Street Paving & Maint	50,376	450,000	399,624	89%
Streets Equipment	149,863	0	(149,863)	#DIV/0!
Finnie Flat Sidewalk	23,028	159,040	136,012	86%
Downtown Parking Lot	0	47,000	47,000	100%
Homestead Parkway Road	22,795	350,000	327,205	93%
Comm. Park Development	450,633	3,476,718	3,026,085	87%
Rezzonico Park	16,991	30,280	13,289	44%
IT Network Equipment	277,315	300,000	22,685	8%
Pool Roof	4,595	19,625	15,030	77%
Finnie Flat Streetscape	7,918	68,237	60,319	88%
Town Kitchen Remodel	25,019	48,200	23,181	48%
Stormwater Projects	0	27,185	27,185	100%
Small Projects	9,189	22,053	12,864	58%
Other	0	60,610	60,610	100%
Net Exps	(1,037,722)	(5,058,948)	4,021,226	-79%
Interest/Operating Transfers In	734,553	1,177,588	(443,035)	-38%
Debt Financing	7,309,084	3,300,000	4,009,084	121%
Beginning Balance	208,807	208,807	0	0%
Remaining Funds	7,214,722	(372,553)	7,587,275	

**Other Funds**

	<b>Exp's</b>	<b>Rev's</b>	<b>Net (Exps)/Revs</b>	<b>Budgeted Net (Exps)/Revs</b>	<b>Difference</b>	<b>% Left</b>
Court	5,091	16,227	11,136	(29,000)	40,136	138%
Grants (Funds 6 & 8)	64,184	46,863	(17,321)	(17,398)	77	0%
Library	13,163	13,163	0	0	0	N/A
Impact Fees	8,499	0	(8,499)	(87,300)	78,801	90%
Housing	0	9,332	9,332	(53,200)	62,532	118%
911	420	0	(420)	(1,781)	1,361	76%
Restricted Monies	35,713	14,448	(21,265)	(85,226)	63,961	75%
Debt	1,051,537	1,051,537	0	0	0	N/A

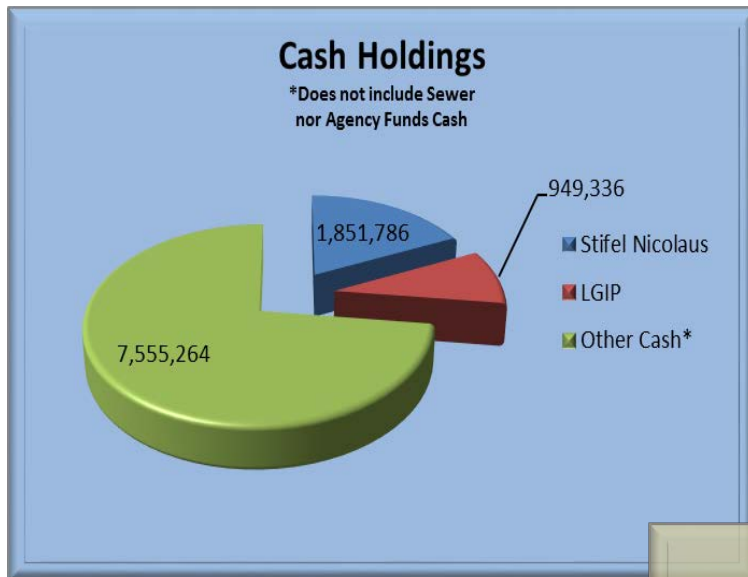
# TOWN OF CAMP VERDE

As of March 31<sup>st</sup>, 2018

## INVESTMENTS

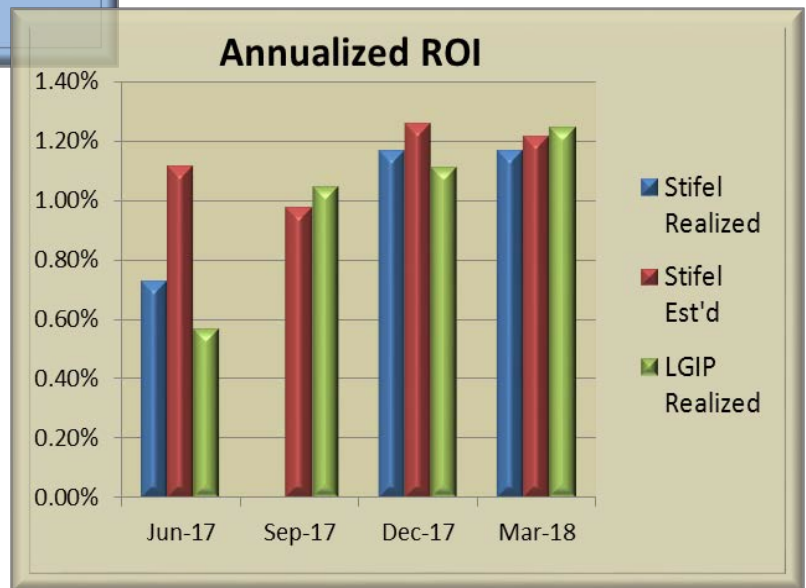
Account	Balances at Mar 31st	FYTD Interest	EST'D FY ROI Annualized
Stifel Nicolaus	1,851,786	16,349.77	1.22%
LGIP	949,336	6,559.62	1.25%
Other Cash*	7,555,264	1,054.65	N/A
<b>TOTAL</b>	<b>10,356,386</b>	<b>23,964.04</b>	

\* - Does not include Sewer nor Agency Funds Cash.



**Stifel Investment Info:**  
Avg. Maturity Length of Invest's  
2.1 years  
Current Exp'd Yield-to-Maturity  
1.50%

**Comparative Rates:**  
Bank Savings – 1.0% to 1.5%  
2 YR Treasury Note Rate – 2.27%  
5 YR Treasury Note Rate – 2.56%

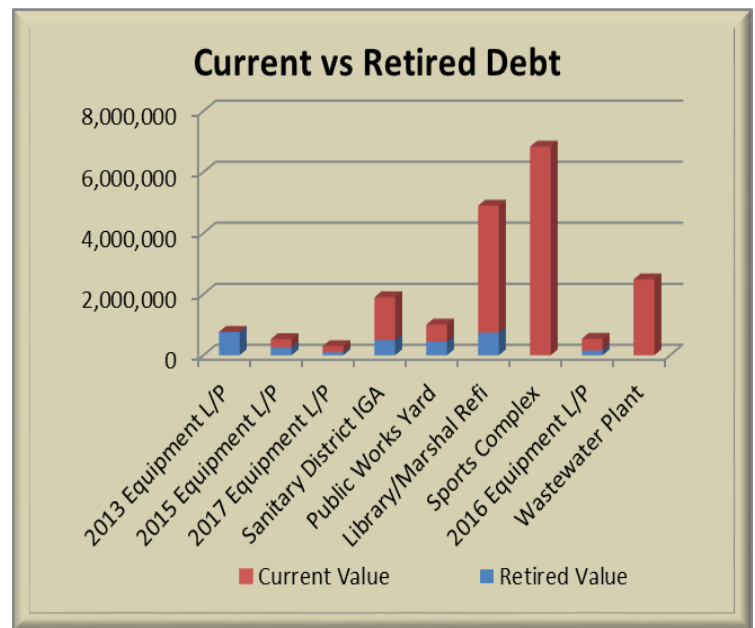
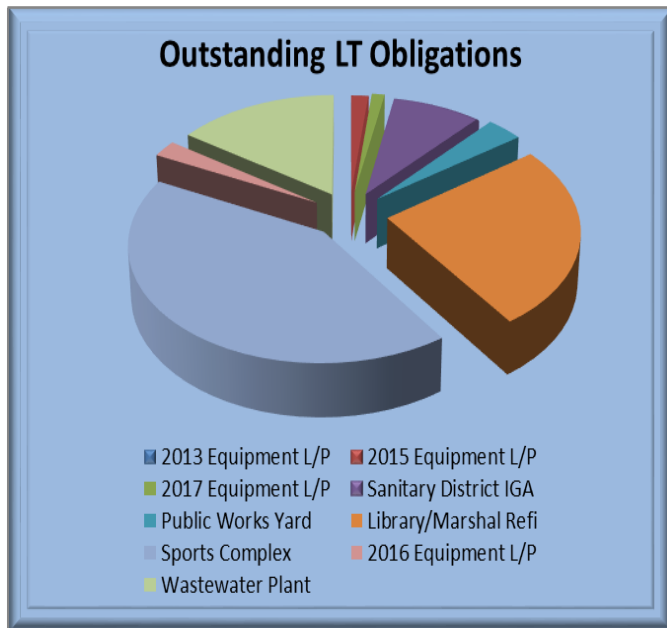


# TOWN OF CAMP VERDE

As of March 31<sup>st</sup>, 2018

## LONG-TERM DEBT

Purpose	Type	Maturity	Original Debt	Int Rate	FY18 Budget	Current Obligation	Next Disbursement		Debt Retired
							Amount	Date	
2013 Equipment L/P	Note	1/28/2018	764,664	1.61%	159,382	0	0	N/A	764,664
2015 Equipment L/P	Note	8/20/2020	530,000	1.79%	110,988	270,129	55,494	8/20/2018	259,871
2017 Equipment L/P	Note	7/1/2019	299,233	2.28%	101,000	197,232	102,001	7/1/2018	102,001
Sanitary District IGA	IGA Pledge	7/1/2032	1,902,000	3.34%	118,590	1,395,478	96,480	7/1/2018	506,522
Public Works Yard	Bonds	7/1/2023	1,005,000	3.91%	106,418	562,115	95,927	7/1/2018	442,885
Library/Marshal Refi	Bonds	7/1/2030	4,904,000	2.84%	453,375	4,162,000	396,100	7/20/2018	742,000
Sports Complex	Bonds	7/1/2044	6,835,000	3.37%	0	6,835,000	270,026	7/1/2018	0
2016 Equipment L/P	Note	8/1/2021	542,800	1.55%	113,120	383,926	56,560	8/1/2018	158,874
Wastewater Plant	Note	7/1/1942	2,487,210	2.18%	0	2,487,210	10,708	7/1/2018	0
<b>TOTALS</b>					<b>1,162,873</b>	<b>16,293,091</b>	<b>1,083,296</b>		



### **FY18 Debt Service Fund\***

Category	Actual	Annual Budget	\$ Remaining	% Remaining
Principal Retired	845,746	844,744	(1,002)	0%
Interest Paid	202,404	202,409	5	0%
Misc Fees	3,387	2,600	(787)	-30%
<b>Total</b>	<b>1,051,537</b>	<b>1,049,753</b>	<b>(1,784)</b>	<b>0%</b>

\* - Does not include Wastewater Fund

# TOWN OF CAMP VERDE

## Summary of .65% TPT

FY18

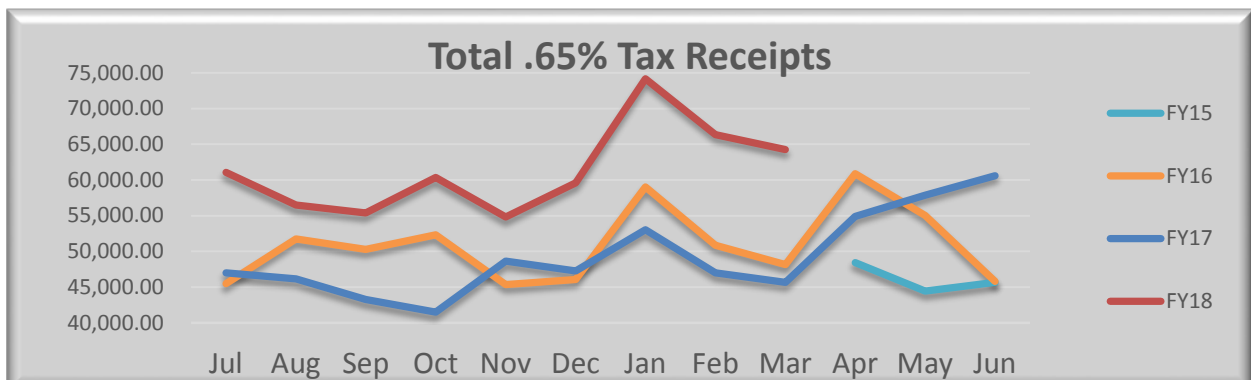
### Net Available Revenues

<u>.65 Revenue by Period</u>	<u>Actual</u>	<u>Budget</u>	<u>Difference</u>
QTR1 (Jul-Sep)	\$ 170,298	\$ 161,500	\$ 8,798
QTR2 (Oct-Dec)	\$ 172,256	\$ 161,500	\$ 10,756
QTR3 (Jan-Mar)	\$ 202,456	\$ 161,500	\$ 40,956
QTR4 (Apr-Jun)	\$ -	\$ 161,500	\$ (161,500)
<b>FY18 .65 Revenue's</b>	<b>\$ 545,010</b>	<b>\$ 646,000</b>	<b>\$ (100,990)</b>

### Expense Allocation

<u>Project</u>	<u>Actual</u>	<u>Budget</u>	<u>Difference</u>
Street Improvements Project (Portion)	\$ 50,376	\$ 450,000	\$ (399,624)
Streets Equipment	\$ 149,863	\$ -	\$ 149,863
New Community Park	\$ 392,950	\$ 476,718	\$ (83,768)
Rezzonico Park	\$ 16,991	\$ 30,280	\$ (13,289)
Finnie Flat Streetscape	\$ 7,918	\$ 68,237	\$ (60,319)
Stormwater Projects	\$ -	\$ 27,185	\$ (27,185)
Kitchen Remodel	\$ 25,019	\$ 48,200	\$ (23,181)
Homestead Parkway Road	\$ 745	\$ 25,500	\$ (24,755)
Pool Roof	\$ 4,595	\$ 19,625	\$ (15,030)
Wayfinding Signage	\$ 8,978	\$ 17,030	\$ (8,052)
Equipment Lease Payments	\$ 372,371	\$ 371,370	\$ 1,001
<b>FY18 Expense Total</b>	<b>\$ 1,029,806</b>	<b>\$ 1,534,145</b>	<b>\$ (504,339)</b>
<b>FY18 Net Balance</b>	<b>\$ (484,796)</b>	<b>\$ (888,145)</b>	<b>\$ 403,349</b>

<i>FY17 Ending Balance</i>	\$ 44,287	\$ 44,287	\$ -
<b>FY18 Ending Balance</b>	<b>\$ (440,509)</b>	<b>\$ (843,858)</b>	<b>\$ 403,349</b>



**TOWN OF CAMP VERDE**  
**FT & PT Employee Listing**  
**FY18 - 3rd QUARTER ending March 2018**

**General Administration**

<u>Name</u>	<u>Hire Date</u>	<u>Position</u>	<u>Hrs</u>	<u>Class</u>
Russ Martin	8/9/2010	Town Manager	40	93
Barbara Bridge	10/22/2013	Admin Asst. 1	40	42
Judy Morgan	6/30/2017	Town Clerk	40	67
Virginia Jones	11/4/1996	Deputy Town Clerk	40	49
Steven Ayres	2/1/2013	Econ. Dev. Director	40	73
Saepyo (Sebra) Choe	12/28/2013	ED Specialist	40	45
Gaylene Allen	5/2/2013	Attendant	12	N/A
Geraldine Dillinger	6/19/2015	Attendant	12	N/A
Lynette Kovacovich	5/2/2013	Attendant	12	N/A
Mike Showers	7/18/2011	Finance Director	40	73
Jenifer McKinzie	6/23/2014	Finance Clerk	40	40
Linda Peterson	10/29/2012	Finance Clerk	40	40
Carol Brown	8/29/1994	Risk Manager	40	69

**Municipal Court**

<u>Name</u>	<u>Hire Date</u>	<u>Position</u>	<u>Hrs</u>	<u>Class</u>
Paul Schlegel	11/3/2014	Magistrate	24	N/A
Veronica Pineda	9/2/1997	Court Supervisor	40	50
Carter, Valerie	3/12/2018	Court Clerk	40	40
Teresa Goodwin	8/21/2007	Court Clerk	40	40
Nina Sanchez	10/29/2006	Court Clerk	40	40

**Public Works**

<u>Name</u>	<u>Hire Date</u>	<u>Position</u>	<u>Hrs</u>	<u>Class</u>
Ron Long	7/10/2006	Public Works Director	40	78
Troy Odell	5/28/2013	PW Deputy Director	40	72
Deborah Ranney	12/10/2007	Public Works Analyst	40	48
Mike Dumas	9/23/2002	Maintenance Foreman	40	48
David Russell	12/10/2012	Lead Maint. Worker	40	44
Jason Bishop	7/5/2016	Maintenance Worker	40	34
Stephen Diacik	9/3/2013	Maintenance Worker	40	34
Ezra Collins	4/10/2017	Maintenance Worker	40	34
Chris Schrouder	7/5/2016	Maintenance Worker	40	34
Yolanda Trahin	9/5/2000	Janitor	40	28
Maria Urias	8/10/2005	Janitor	40	28
Maria Marquez	11/17/2016	Janitor	40	28

### Community Development

<u>Name</u>	<u>Hire Date</u>	<u>Position</u>	<u>Hrs</u>	<u>Class</u>
Carmen Howard	10/17/2016	Comm. Dev. Director	40	77
Robert Foreman	3/15/2006	Building Official	40	64
Melinda Lee	2/7/2017	Planner	40	59
Jonathan Rivero	8/28/2013	Building Inspector	40	49
Sandra Farrar	8/31/2015	Permit Technician	40	42
Denise Pitts	12/19/2016	Permit Technician	40	42
Emmanuel "Manny" Romero	9/18/2017	Code Enforcement	40	45

### Marshal's Office

<u>Name</u>	<u>Hire Date</u>	<u>Position</u>	<u>Hrs</u>	<u>Class</u>
		Marshal	40	82
Brian Armstrong	6/26/2017	Commander	40	72
Stephen Butler	7/11/2012	Sergeant	40	62
Brandon Collins	8/7/2006	Sergeant	40	62
Daniel Jacobs	9/9/2013	Sergeant	40	53
Laura Robinson	11/16/2011	Sergeant	40	62
Thomas Baizel	1/14/2007	Deputy	40	53
Hanna Bower	10/31/2016	Deputy	40	53
Jeff Bowers	1/14/2008	Deputy	40	53
David Freeman	10/31/2004	Deputy	40	53
Kyle Handis	12/3/2017	Deputy	40	53
Michael Jardine	6/6/2016	Deputy	40	53
Steven McClure	2/13/2011	Deputy	40	53
Dylan Murphy	12/18/2017	Deputy	40	53
Roscoe Owsley	1/6/2013	Deputy	40	53
Jeff Patten	3/4/2001	Deputy	40	53
John Reay	7/5/2016	Deputy	40	53
Dustin Richardson	6/23/2014	Deputy	40	53
Paul Rotzler	1/11/2015	Deputy	40	53
Erik Trahin	7/18/2016	Deputy	40	53
Darbie Martin	1/29/1998	Admin/Invest. Asst.	40	48
Mary Newton	12/15/1997	Dispatch Supervisor	40	48
Debbie Hughes	8/1/1998	Property & Evidence Custodia	40	43
Kelsey Jacobs	10/17/2016	Dispatcher	40	43
Brittany Jacobs	10/6/2014	Dispatcher	20	43
Lana Stine	12/18/2016	Dispatcher	40	43
Jason Toogood	10/8/2006	Dispatcher	40	43
Susan Wason	4/26/2011	Dispatcher	40	43
Alexis Walters	10/3/2016	Dispatcher	40	43
Cailin Yantis Lizotte	9/10/2007	Records Specialist	40	43



### Marshal's Office (Cont'd)

<u>Name</u>	<u>Hire Date</u>	<u>Position</u>	<u>Hrs</u>	<u>Class</u>
Andrea Ramirez	10/7/2013	Records Clerk	40	37
Emmanuel "Manny" Romero	12/18/2017	Animal Control Officer	40	45

### Library

<u>Name</u>	<u>Hire Date</u>	<u>Position</u>	<u>Hrs</u>	<u>Class</u>
Kathy Hellman	6/24/2012	Library Director	40	69
Nadia Torabi	2/16/2016	Youth Services Librarian	40	49
Alice Gottschalk	1/3/2005	Library Specialist	40	39
Gerry Laurito	12/14/1999	Library Specialist	40	39
Carson Ralston	8/15/2016	Library Specialist	40	39
Zachary Garcia	1/3/2017	Library Specialist	40	39
Wendy Cook-Roberts	6/19/2014	Library Clerk	18	29
Helen Howard	11/20/2017	Library Clerk	18	29
Jamie Rein	3/23/2017	Library Clerk	18	29
Von Hatch	3/13/2016	Library Clerk	18	29
Sheldon "Jay" Valles	8/21/2017	Library Clerk	18	29

### Parks & Rec

<u>Name</u>	<u>Hire Date</u>	<u>Position</u>	<u>Hrs</u>	<u>Class</u>
Michael Marshall	12/27/2012	P&R Div. Manager	40	56
Shawna Figy	6/19/2016	Recreation Supervisor	40	49
Michelle Elton	10/28/2017	Recreation Leader	18	49

### Streets

<u>Name</u>	<u>Hire Date</u>	<u>Position</u>	<u>Hrs</u>	<u>Class</u>
Stacy Perry	10/14/2013	Streets Supervisor	40	56
Luis Trahin	4/15/1996	Streets Foreman	40	52
David Hammond	8/9/1998	Sr. Equipment Operator	40	43
Royce Allen	10/30/2006	Equipment Operator	40	39
Richard Cope	2/6/2012	Equipment Operator	40	39

### Sewer

<u>Name</u>	<u>Hire Date</u>	<u>Position</u>	<u>Hrs</u>	<u>Class</u>
Jerry Tinagero	7/1/2014	Wastewater Manager	40	56
Marshall Davis	6/30/2013	Senior Wastewater Op.	40	48
Tracey Feltes	6/30/2013	Admin. Asst. 1	40	42
Joseph Calhoun	7/1/2014	Wastewater Operator	40	44
Russell Cron	6/30/2013	Wastewater Operator	40	44
Chet Teague	3/9/2015	Wastewater Operator	40	44
David Richardson	10/10/2017	Wastewater Operator	40	44
Justin Ganis	4/3/2017	Wastewater Operator	40	44

FT & PT Employee Count	95
FT Employee Count	85
Seasonal/Temp Workers are not included	