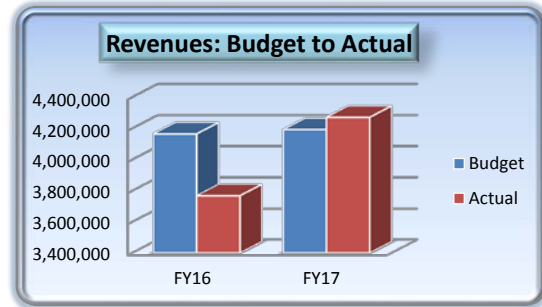


TOWN OF CAMP VERDE
General Fund Report
FY18 - 2nd QTR ending Dec 2017

GENERAL FUND REVENUES

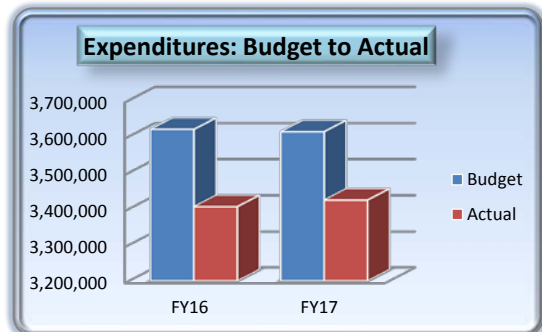
	FY 17-18 Budget	FY 17-18 Actual	% of Budget Received
Local Taxes	4,061,000	2,165,576	53%
Franchise Fees	263,000	147,280	56%
State Sales Tax	1,060,000	513,628	48%
Urban Revenue Sharing	1,400,000	695,967	50%
Vehicle License Tax	725,000	378,042	52%
Other Revenues	876,050	371,500	42%
TOTAL	8,385,050	4,271,993	51%



Revenues for FY18 are just over budget in total with Local Taxes and Franchise Fees leading the way at \$135K & \$12K over budget respectively. State Sales Tax is a bit behind projections at \$26K under budget to date. The shortage in Other Revenues is attributable to court fines, permit fees and dispatch fees. All together, FY18 is seeing strong tax revenue support and is \$79K over budget.

GENERAL FUND EXPENDITURES by DEPARTMENT

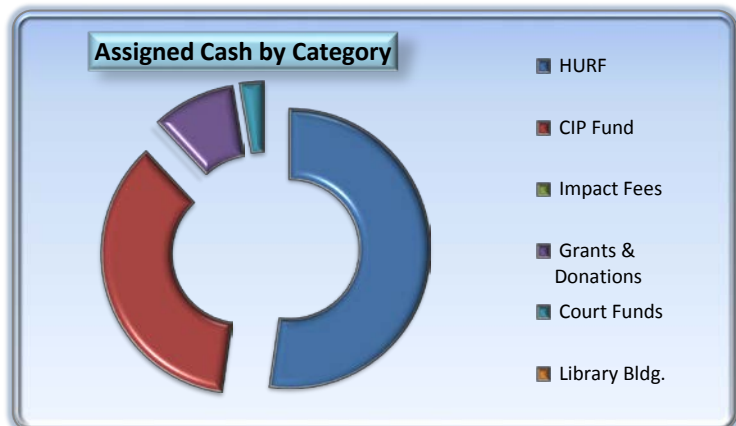
	FY 17-18 Budget	FY 17-18 Actual	% of Budget Expended
General Admin	1,998,420	967,845	48%
Court	358,340	164,854	46%
Public Works	916,476	421,512	46%
Community Development	532,865	221,378	42%
Marshall's Office	2,621,480	1,264,970	48%
Library	450,440	218,942	49%
Parks & Rec	348,640	165,056	47%
TOTAL	7,226,661	3,424,557	47%



Expenses for the 1st half of the year are under budget to date by nearly \$189K with all departments below budget. While the Unassigned Cash below has dropped \$400K to roughly \$1.8M, this is mostly due to the complete funding of the CIP budget which has put \$583K of cash into an assigned cash category, meaning as normal revenues come in throughout the fiscal year, they will offset/reduce the impact of this allocation. At this point, FY18 is shaping up to be a very strong year financially for the Town as we continue to build infrastructure for our future.

CASH

Bank Accounts	
Pooled Checking	541,405
Payroll Checking	26,065
Stifel Investment	1,857,207
LGIP Investments	721,566
Library Sales	6,278
Revolving Home Loan	79,956
US Bank Accounts	0
Due from Sewer	181,395
TOTAL CASH	3,413,872
Assigned Cash	(1,630,357)
Unassigned Cash	1,783,515



TOWN OF CAMP VERDE
Functional Revenue & Expense Summaries
FY18 - 2nd QTR ending Dec 2017

General Fund				
	<u>Actual</u>	<u>Annual Budget</u>	<u>Over/Short</u>	<u>% Remaining</u>
Revenues	4,271,993	8,385,050	(4,113,057)	-49%
Wages & ERE	2,503,082	5,432,300	2,929,218	54%
Operational	910,736	1,787,681	876,945	49%
Capital	10,740	6,680	(4,060)	-61%
Net Transfers Out/(In)	1,212,931	1,373,389	160,458	12%
Net	<u>(365,496)</u>	<u>(215,000)</u>	<u>(150,496)</u>	

HURF Fund				
	<u>Actual</u>	<u>Annual Budget</u>	<u>Over/Short</u>	<u>% Remaining</u>
Revenues	474,179	919,200	(445,021)	-48%
Wages & ERE	143,627	333,125	189,498	57%
Operational	180,413	289,740	109,327	38%
Capital	10,257	44,500	34,243	77%
Net Transfers Out/(In)	293,025	594,452	301,427	51%
Net	<u>(153,143)</u>	<u>(342,617)</u>	189,474	

Wastewater Fund*				
	<u>Actual</u>	<u>Annual Budget</u>	<u>Over/Short</u>	<u>% Remaining</u>
Operating Revenues	966,725	1,287,100	(320,375)	-25%
Grants & Loan Funding	0	664,000	(664,000)	-100%
Wages & ERE	242,895	577,580	334,685	58%
Operational	296,617	540,650	244,033	45%
Capital	318,471	1,007,120	688,649	68%
Net Transfers Out/(In)	0	0	0	#DIV/0!
Net	<u>108,742</u>	<u>(174,250)</u>	282,992	

* - Depreciation is not included in the above schedule (\$800K budget).

TOWN OF CAMP VERDE
Special Revenue & Capital Improvement Funds Report
FY18 - 2nd QTR ending Dec 2017

Capital Improvement Projects Fund

Projects	Actual	Annual Budget	Difference	% Left
Street Paving & Maint	36,696	450,000	413,304	92%
Streets Equipment	124,803	0	(124,803)	#DIV/0!
Finnie Flat Sidewalk	0	159,040	159,040	100%
Downtown Parking Lot	0	47,000	47,000	100%
Homestead Parkway Road	22,145	350,000	327,855	94%
Comm. Park Development	101,506	3,476,718	3,375,212	97%
Rezzonico Park	2,935	30,280	27,345	90%
IT Network Equipment	277,315	300,000	22,685	8%
Pool Roof	0	19,625	19,625	100%
Finnie Flat Streetscape	1,196	68,237	67,041	98%
Town Kitchen Remodel	9,711	48,200	38,489	80%
Stormwater Projects	0	27,185	27,185	100%
Small Projects	211	22,053	21,842	99%
Other	0	60,610	60,610	100%
Net Exps	(576,518)	(5,058,948)	4,482,430	-89%
Interest/Operating Transfers In	950,100	4,477,588	(3,527,488)	-79%
Beginning Balance	208,807	208,807	0	0%
Remaining Funds	582,389	(372,553)	954,942	

Other Funds

	Exp's	Rev's	Net (Exps)/Revs	Budgeted Net (Exps)/Revs	Difference	% Left
Court	1,685	8,425	6,740	(29,000)	35,740	123%
Grants (Funds 6 & 8)	34,409	43,822	9,413	(17,398)	26,811	154%
Library	8,958	8,958	0	0	0	N/A
Impact Fees	36,570	0	(36,570)	(87,300)	50,730	58%
Housing	0	7,593	7,593	(53,200)	60,793	114%
911	420	0	(420)	(1,781)	1,361	76%
Restricted Monies	21,823	5,087	(16,736)	(85,226)	68,490	80%
Debt	846,263	846,263	0	0	0	N/A

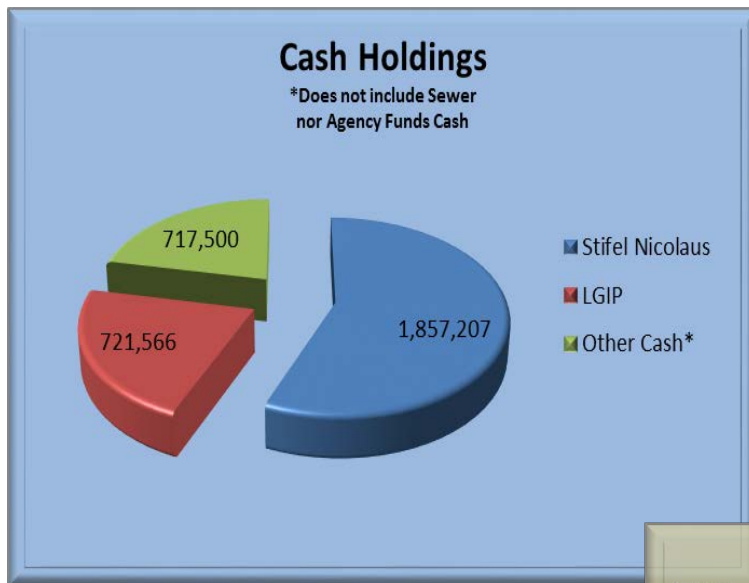
TOWN OF CAMP VERDE

As of December 31st, 2017

INVESTMENTS

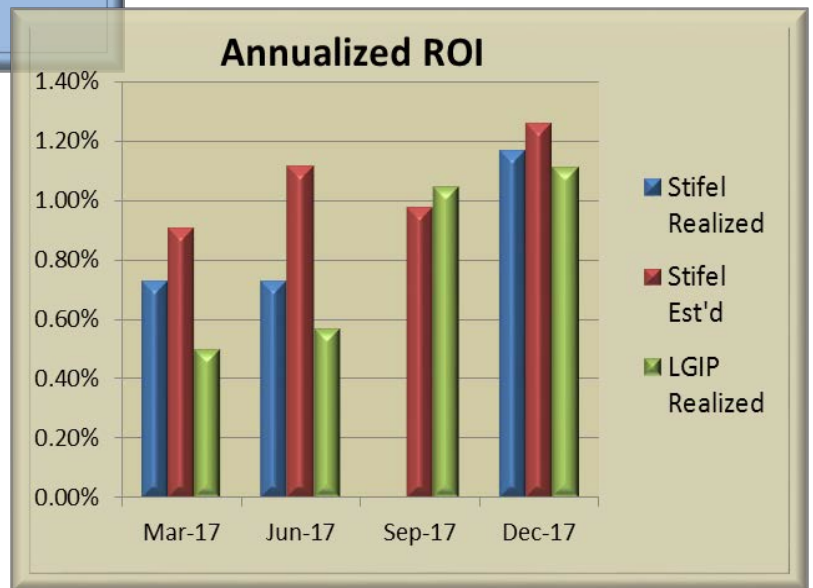
Account	Balances at Dec 31st	FYTD Interest	EST'D FY ROI Annualized
Stifel Nicolaus	1,857,207	12,868.79	1.26%
LGIP	721,566	3,673.04	1.12%
Other Cash*	717,500	330.25	N/A
TOTAL	3,296,273	16,872.08	

* - Does not include Sewer nor Agency Funds Cash.



Stifel Investment Info:
Avg. Maturity Length of Invest's
2.6 years
Current Exp'd Yield-to-Maturity
1.49%

Comparative Rates:
Bank Savings – 1.0% to 1.5%
2 YR Treasury Note Rate – 1.88%
5 YR Treasury Note Rate – 2.21%



TOWN OF CAMP VERDE

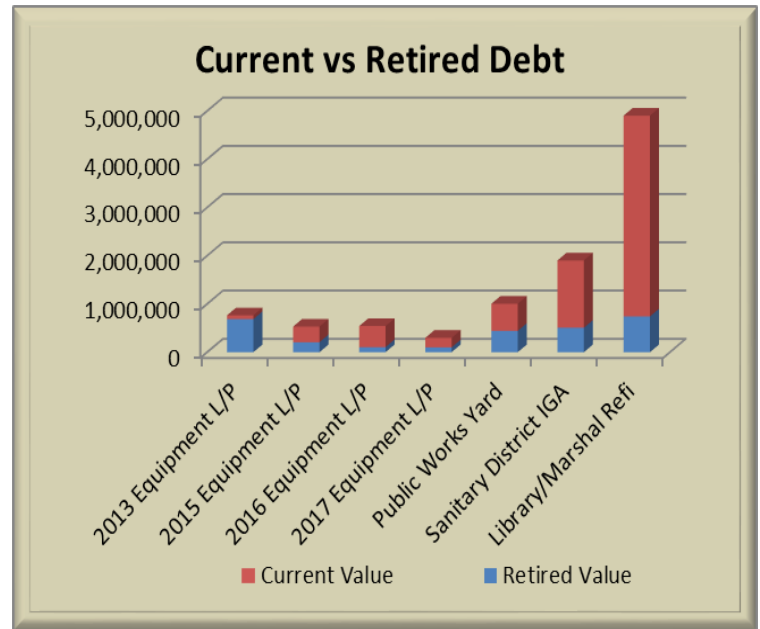
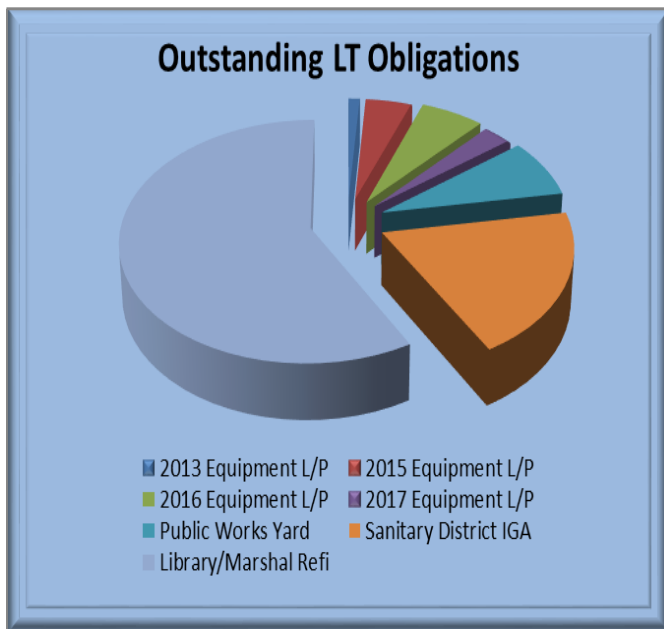
As of December 31st, 2017

LONG-TERM DEBT

Purpose	Type	Maturity	Original	Int Rate	FY18	Current	Next Disbursement		Debt
			Debt		Budget	Obligation	Amount	Date	Retired
2013 Equipment L/P	Note	1/28/2018	764,664	1.61%	159,382	79,052	79,691	1/28/2018	685,612
2015 Equipment L/P	Note	8/20/2020	530,000	1.79%	110,988	322,717	55,494	2/20/2018	207,283
2016 Equipment L/P	Note	8/1/2021	542,800	1.55%	113,120	437,099	56,560	2/1/2018	105,701
2017 Equipment L/P	Note	7/1/2019	299,233	2.28%	101,000	197,232	97,504	7/1/2018	102,001
Public Works Yard	Bonds	7/1/2023	1,005,000	3.91%	106,418	562,115	10,989	1/1/2018	442,885
Sanitary District IGA	IGA Pledge	7/1/2032	1,902,000	3.34%	118,590	1,395,478	23,291	1/1/2018	506,522
Library/Marshal Refi	Bonds	7/1/2030	4,904,000	2.84%	453,375	4,162,000	59,100	1/20/2018	742,000

TOTALS

1,162,873 7,155,694 382,629



FY18 Debt Service Fund*

Category	Actual	Annual Budget	\$ Remaining	% Remaining
Principal Retired	714,106	844,744	130,638	15%
Interest Paid	105,479	202,409	96,930	48%
Misc Fees	1,887	2,600	713	27%
Total	821,472	1,049,753	228,281	22%

* - Does not include Wastewater Fund

TOWN OF CAMP VERDE

Summary of .65% TPT

FY18

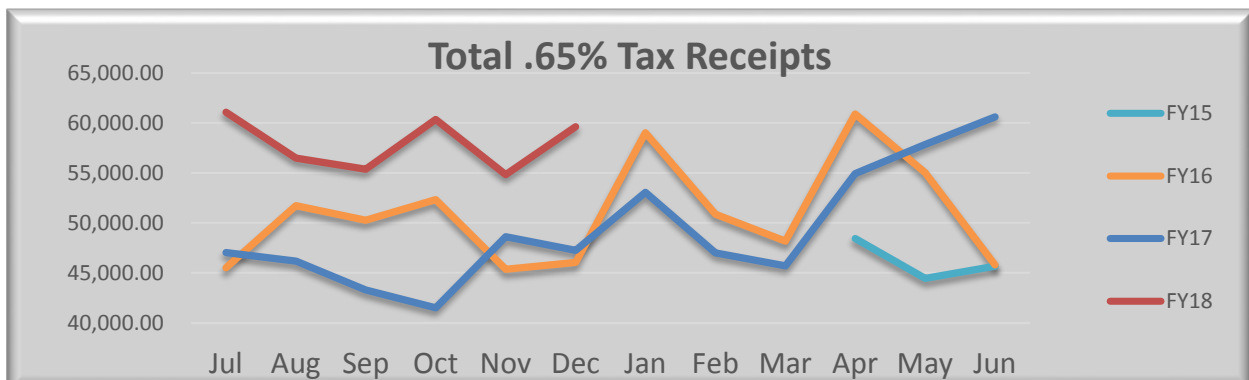
Net Available Revenues

<u>.65 Revenue by Period</u>	<u>Actual</u>	<u>Budget</u>	<u>Difference</u>
QTR1 (Jul-Sep)	\$ 170,298	\$ 161,500	\$ 8,798
QTR2 (Oct-Dec)	\$ 172,256	\$ 161,500	\$ 10,756
QTR3 (Jan-Mar)	\$ -	\$ 161,500	\$ (161,500)
QTR4 (Apr-Jun)	\$ -	\$ 161,500	\$ (161,500)
FY18 .65 Revenue's	\$ 342,554	\$ 646,000	\$ (303,446)

Expense Allocation

<u>Project</u>	<u>Actual</u>	<u>Budget</u>	<u>Difference</u>
Street Improvements Project (Portion)	\$ 36,696	\$ 450,000	\$ (413,304)
Streets Equipment	\$ 124,803	\$ -	\$ 124,803
New Community Park	\$ 101,506	\$ 476,718	\$ (375,212)
Rezzonico Park	\$ 2,935	\$ 30,280	\$ (27,345)
Finnie Flat Streetscape	\$ 1,196	\$ 68,237	\$ (67,041)
Stormwater Projects	\$ -	\$ 27,185	\$ (27,185)
Kitchen Remodel	\$ 9,711	\$ 48,200	\$ (38,489)
Homestead Parkway Road	\$ -	\$ 25,500	\$ (25,500)
Pool Roof	\$ -	\$ 19,625	\$ (19,625)
Wayfinding Signage	\$ -	\$ 17,030	\$ (17,030)
Equipment Lease Payments	\$ 237,186	\$ 371,370	\$ (134,184)
FY18 Expense Total	\$ 514,033	\$ 1,534,145	\$ (1,020,112)
FY18 Net Balance	\$ (171,479)	\$ (888,145)	\$ 716,666

<i>FY17 Ending Balance</i>	\$ 44,287	\$ 44,287	\$ -
FY18 Ending Balance	\$ (127,192)	\$ (843,858)	\$ 716,666



TOWN OF CAMP VERDE
FT & PT Employee Listing
FY18 - 2nd QTR ending December 2017

General Administration

<u>Name</u>	<u>Hire Date</u>	<u>Position</u>	<u>Hrs</u>	<u>Class</u>
Russ Martin	8/9/2010	Town Manager	40	93
Barbara Bridge	10/22/2013	Admin Asst. 1	40	42
Judy Morgan	6/30/2017	Town Clerk	40	67
Virginia Jones	11/4/1996	Deputy Town Clerk	40	49
Steven Ayres	2/1/2013	Econ. Dev. Director	40	73
Saepyol (Sebra) Choe	12/28/2013	ED Specialist	40	45
Amber Engelmann	10/11/2017	ED Receptionist	19	32
Gaylene Allen	5/2/2013	Attendant	12	N/A
Geraldine Dillinger	6/19/2015	Attendant	12	N/A
Lynette Kovacovich	5/2/2013	Attendant	12	N/A
Mike Showers	7/18/2011	Finance Director	40	73
Jenifer McKinzie	6/23/2014	Finance Clerk	40	40
Linda Peterson	10/29/2012	Finance Clerk	40	40
Carol Brown	8/29/1994	Risk Manager	40	69

Municipal Court

<u>Name</u>	<u>Hire Date</u>	<u>Position</u>	<u>Hrs</u>	<u>Class</u>
Paul Schlegel	11/3/2014	Magistrate	24	N/A
Veronica Pineda	9/2/1997	Court Supervisor	40	50
Debbie Cordova	11/4/2013	Court Clerk	40	40
Teresa Goodwin	8/21/2007	Court Clerk	40	40
Nina Sanchez	10/29/2006	Court Clerk	40	40

Public Works

<u>Name</u>	<u>Hire Date</u>	<u>Position</u>	<u>Hrs</u>	<u>Class</u>
Ron Long	7/10/2006	Public Works Director	40	78
Troy Odell	5/28/2013	PW Deputy Director	40	72
Deborah Ranney	12/10/2007	Public Works Analyst	40	48
Mike Dumas	9/23/2002	Maintenance Foreman	40	48
David Russell	12/10/2012	Lead Maint. Worker	40	44
Jason Bishop	7/5/2016	Maintenance Worker	40	34
Stephen Diacik	9/3/2013	Maintenance Worker	40	34
Ezra Collins	4/10/2017	Maintenance Worker	40	34
Chris Schrouder	7/5/2016	Maintenance Worker	40	34
Yolanda Trahin	9/5/2000	Janitor	40	28
Maria Urias	8/10/2005	Janitor	40	28
Maria Marquez	11/17/2016	Janitor	19	28

Community Development

<u>Name</u>	<u>Hire Date</u>	<u>Position</u>	<u>Hrs</u>	<u>Class</u>
Carmen Howard	10/17/2016	Comm. Dev. Director	40	77
Robert Foreman	3/15/2006	Building Official	40	64
Melinda Lee	2/7/2017	Planner	40	59
Jonathan Rivero	8/28/2013	Building Inspector	40	49
Sandra Farrar	8/31/2015	Permit Technician	40	42
Denise Pitts	12/19/2016	Permit Technician	40	40
Emmanuel Romero	9/18/2017	Code Enforcement	40	45

Marshal's Office

<u>Name</u>	<u>Hire Date</u>	<u>Position</u>	<u>Hrs</u>	<u>Class</u>
Nancy Gardner	2/27/2012	Marshal	40	82
Brian Armstrong	6/26/2017	Commander	40	72
Stephen Butler	7/11/2012	Sergeant	40	62
Brandon Collins	8/7/2006	Sergeant	40	62
Laura Robinson	11/16/2011	Sergeant	40	62
Thomas Baizel	1/14/2007	Deputy	40	53
Jeff Bowers	1/14/2008	Deputy	40	53
David Freeman	10/31/2004	Deputy	40	53
Daniel Jacobs	9/9/2013	Deputy	40	53
Michael Jardine	6/6/2016	Deputy	40	53
Steven McClure	2/13/2011	Deputy	40	53
Roscoe Owsley	1/6/2013	Deputy	40	53
Jeff Patten	3/4/2001	Deputy	40	53
John Reay	7/5/2016	Deputy	40	53
Dustin Richardson	6/23/2014	Deputy	40	53
Paul Rotzler	1/11/2015	Deputy	40	53
Michael Toporek	12/29/2013	Deputy	40	53
Erik Trahin	7/18/2016	Deputy	40	53
Darbie Martin	1/29/1998	Admin/Invest. Asst.	40	48
Mary Newton	12/15/1997	Dispatch Supervisor	40	48
Hanna Bower	10/31/2016	Dispatcher	40	43
Debbie Hughes	8/1/1998	Prop. & Evidence Custodian	40	43
Kelsey Jacobs	10/17/2016	Dispatcher	40	43
Brittany Rohn	10/6/2014	Dispatcher	20	43
Lana Stine	12/18/2016	Dispatcher	40	43
Jason Toogood	10/8/2006	Dispatcher	40	43
Susan Wason	4/26/2011	Dispatcher	40	43
Alexis Walters	10/3/2016	Dispatcher	40	43
Cailin Yantis Lizotte	9/10/2007	Records Specialist	40	43
Andrea Ramirez	10/7/2013	Records Clerk	25	37

Library

<u>Name</u>	<u>Hire Date</u>	<u>Position</u>	<u>Hrs</u>	<u>Class</u>
Kathy Hellman	6/24/2012	Library Director	40	69
Nadia Torabi	2/16/2016	Youth Services Librarian	40	49
Alice Gottschalk	1/3/2005	Library Specialist	40	39
Gerry Laurito	12/14/1999	Library Specialist	40	39
Carson Ralston	8/15/2016	Library Specialist	18	39
Zachary Garcia	1/3/2017	Library Specialist	18	39
Sheldon Jaye Valles	8/21/2017	Library Specialist	18	39
Wendy Cook-Roberts	6/19/2014	Library Clerk	18	29
Jamie Rein	3/23/2017	Library Clerk	18	29
Von Hatch	3/13/2016	Library Clerk	18	29
Helen Howard	11/20/2017	Library Clerk	18	29

Parks & Rec

<u>Name</u>	<u>Hire Date</u>	<u>Position</u>	<u>Hrs</u>	<u>Class</u>
Michael Marshall	12/27/2012	P&R Div. Manager	40	56
Shawna Figy	6/19/2016	Recreation Supervisor	40	49
Michelle Elton	10/28/2017	Recreation Leader	15	29

Streets

<u>Name</u>	<u>Hire Date</u>	<u>Position</u>	<u>Hrs</u>	<u>Class</u>
Stacy Perry	10/14/2013	Streets Supervisor	40	56
Luis Trahin	4/15/1996	Streets Foreman	40	52
David Hammond	8/9/1998	Sr. Equipment Operator	40	43
Royce Allen	10/30/2006	Equipment Operator	40	39
Richard Cope	2/6/2012	Equipment Operator	40	39

Sewer

<u>Name</u>	<u>Hire Date</u>	<u>Position</u>	<u>Hrs</u>	<u>Class</u>
Jerry Tinagero	7/1/2014	Wastewater Manager	40	56
Marshall Davis	6/30/2013	Senior Wastewater Op.	40	48
Tracey Feltes	6/30/2013	Admin. Asst. 1	40	42
Joseph Calhoun	7/1/2014	Wastewater Operator	40	44
Russell Cron	6/30/2013	Wastewater Operator	40	44
Chet Teague	3/9/2015	Wastewater Operator	40	44
Justin Ganis	4/3/2017	Wastewater Operator	40	44
David Richardson	10/10/2017	Wastewater Operator	40	44

FT & PT Employee Count 94

FT Employee Count 79

Seasonal/Temp Workers are not included