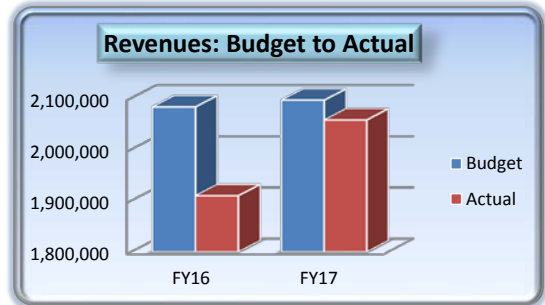


TOWN OF CAMP VERDE
General Fund Report
FY18 - 1st QTR ending Sept 2017

GENERAL FUND REVENUES

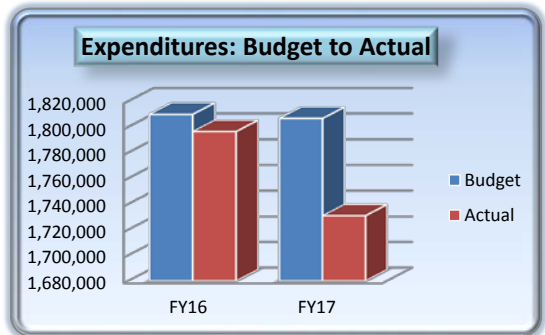
	FY 17-18 Budget	FY 17-18 Actual	% of Budget Received
Local Taxes	4,061,000	1,071,807	26%
Franchise Fees	263,000	87,264	33%
State Sales Tax	1,060,000	253,403	24%
Urban Revenue Sharing	1,400,000	347,983	25%
Vehicle License Tax	725,000	193,587	27%
Other Revenues	876,050	103,597	12%
TOTAL	8,385,050	2,057,641	25%



Revenues for FY18 are right on track in all categories. Franchise fees are usually a bit higher in the first quarter and several significant items in the other category come in the second and third quarters. Local tax revenue has overcome last year's slight drop-off and is just slightly ahead of budget by \$56K for the quarter.

GENERAL FUND EXPENDITURES by DEPARTMENT

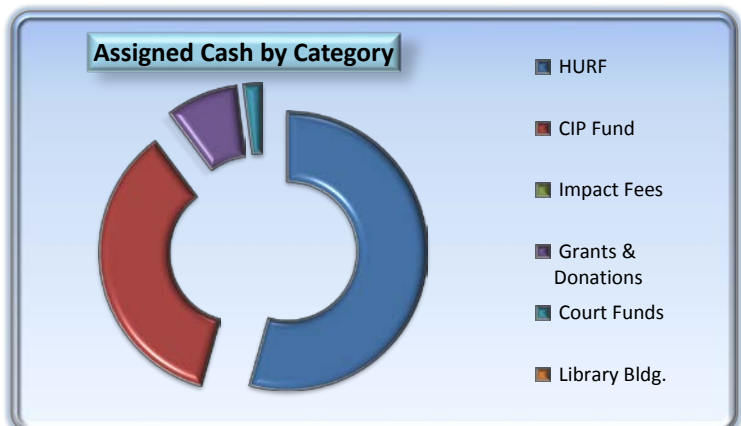
	FY 17-18 Budget	FY 17-18 Actual	% of Budget Expended
General Admin	1,998,420	484,645	24%
Court	358,340	81,252	23%
Public Works	916,476	226,578	25%
Community Development	532,865	103,619	19%
Marshall's Office	2,621,480	630,691	24%
Library	450,440	106,224	24%
Parks & Rec	348,640	97,904	28%
TOTAL	7,226,661	1,730,913	24%



Expenses for the 1st QTR are slightly under budgeted levels. Every department, except Parks and Rec, is at or below budget. Parks and Rec is influenced by pool expenses which show-up half in the 1st QTR and half in the 4th QTR which normally puts them behind in the 1st QTR. Community development is approximately \$30K under budgeted expenses with savings in \$12K in Code Enforcement and 11K in the Building department. So far, FY18 is rolling along as expected.

CASH

Bank Accounts	
Pooled Checking	231,427
Payroll Checking	32,744
Stifel Investment	1,858,044
LGIP Investments	585,040
Library Sales	6,278
Revolving Home Loan	77,836
US Bank Accounts	0
Due from Sewer	311,419
TOTAL CASH	3,102,788
Assigned Cash	(1,801,227)
Unassigned Cash	1,301,561



TOWN OF CAMP VERDE
Functional Revenue & Expense Summaries
FY18 - 1st QTR ending Sept 2017

General Fund				
	<u>Actual</u>	<u>Annual Budget</u>	<u>Over/Short</u>	<u>% Remaining</u>
Revenues	2,057,641	8,385,050	(6,327,409)	-75%
Wages & ERE	1,235,538	5,432,300	4,196,762	77%
Operational	493,975	1,787,681	1,293,706	72%
Capital	1,400	6,680	5,280	79%
Net Transfers Out/(In)	1,185,639	1,373,389	187,750	14%
Net	<u>(858,911)</u>	<u>(215,000)</u>	<u>(643,911)</u>	

HURF Fund				
	<u>Actual</u>	<u>Annual Budget</u>	<u>Over/Short</u>	<u>% Remaining</u>
Revenues	253,986	919,200	(665,214)	-72%
Wages & ERE	72,270	333,125	260,855	78%
Operational	68,116	289,740	221,624	76%
Capital	6,390	44,500	38,110	86%
Net Transfers Out/(In)	131,315	594,452	463,137	78%
Net	<u>(24,105)</u>	<u>(342,617)</u>	<u>318,512</u>	

Wastewater Fund*				
	<u>Actual</u>	<u>Annual Budget</u>	<u>Over/Short</u>	<u>% Remaining</u>
Operating Revenues	263,645	1,287,100	(1,023,455)	-80%
Grants & Loan Funding	0	664,000	(664,000)	-100%
Wages & ERE	119,982	577,580	457,598	79%
Operational	121,704	540,650	418,946	77%
Capital	239,845	1,007,120	767,275	76%
Net Transfers Out/(In)	0	0	0	#DIV/0!
Net	<u>(217,886)</u>	<u>(174,250)</u>	<u>(43,636)</u>	

* - Depreciation is not included in the above schedule (\$800K budget).

TOWN OF CAMP VERDE
Special Revenue & Capital Improvement Funds Report
FY18 - 1st QTR ending Sept 2017

Capital Improvement Projects Fund

Projects	Actual	Annual Budget	Difference	% Left
Street Paving & Maint	0	450,000	450,000	100%
Finnie Flat Sidewalk	0	159,040	159,040	100%
Downtown Parking Lot	0	47,000	47,000	100%
Homestead Parkway Road	22,145	350,000	327,855	94%
Comm. Park Development	65,665	3,476,718	3,411,053	98%
Rezzonico Park	2,935	30,280	27,345	90%
IT Network Equipment	272,041	300,000	27,959	9%
Pool Roof	0	19,625	19,625	100%
Finnie Flat Streetscape	1,196	68,237	67,041	98%
Town Kitchen Remodel	9,711	48,200	38,489	80%
Stormwater Projects	0	27,185	27,185	100%
Small Projects	211	22,053	21,842	99%
Other	0	60,610	60,610	100%
Net Exps	(373,904)	(5,058,948)	4,685,044	-93%
Interest/Operating Transfers In	696,713	4,477,588	(3,780,875)	-84%
Beginning Balance	208,807	208,807	0	0%
Remaining Funds	531,616	(372,553)	904,169	

Other Funds

	Exp's	Rev's	Net	Annual Budget	Difference	% Left
Court	1,563	2,732	1,169	29,000	(27,831)	-96%
Grants (Funds 6 & 8)	670	41,094	40,424	17,398	23,026	100%
Library	8,443	6,457	(1,986)	0	(1,986)	N/A
Impact Fees	15,655	0	(15,655)	(87,300)	71,645	-82%
Housing	0	5,473	5,473	53,200	(47,727)	-90%
911	420	0	(420)	(1,781)	1,361	-76%
Restricted Monies	17,615	4,047	(13,568)	(85,226)	71,658	-84%
Debt	821,472	821,472	0	0	0	N/A


TOWN OF CAMP VERDE

As of September 30th, 2017

INVESTMENTS

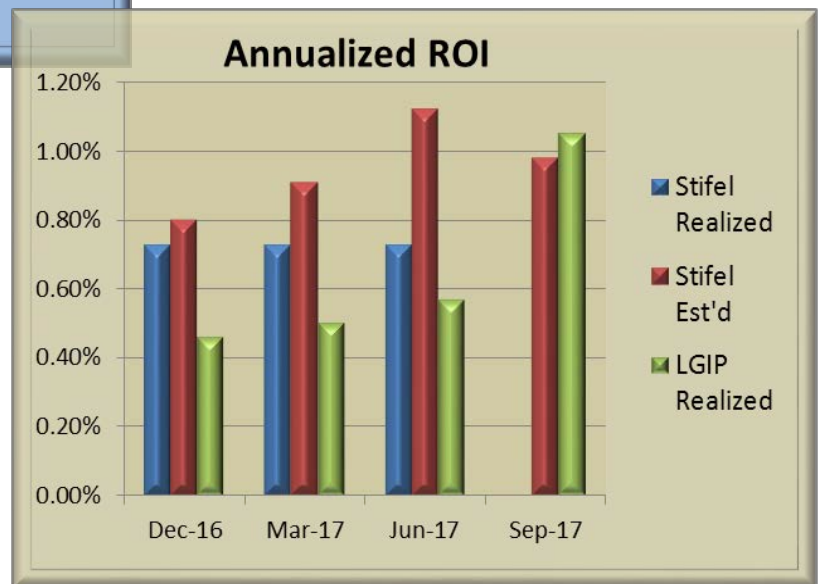
Account	Balances at Sept 30th	FYTD Interest	EST'D FY ROI Annualized
Stifel Nicolaus	1,858,044	3,351.19	1.12%
LGIP	585,040	1,455.10	0.57%
Other Cash*	659,704	214.67	N/A
TOTAL	3,102,788	5,020.96	

* - Does not include Sewer nor Agency Funds Cash.



Stifel Investment Info:
Avg. Maturity Length of Invest's
1.8 years
Current Exp'd Yield-to-Maturity
1.40%

Comparative Rates:
Bank Savings – .01% to 1.0%
2 YR Treasury Note Rate – 1.47%
5 YR Treasury Note Rate – 1.92%



TOWN OF CAMP VERDE

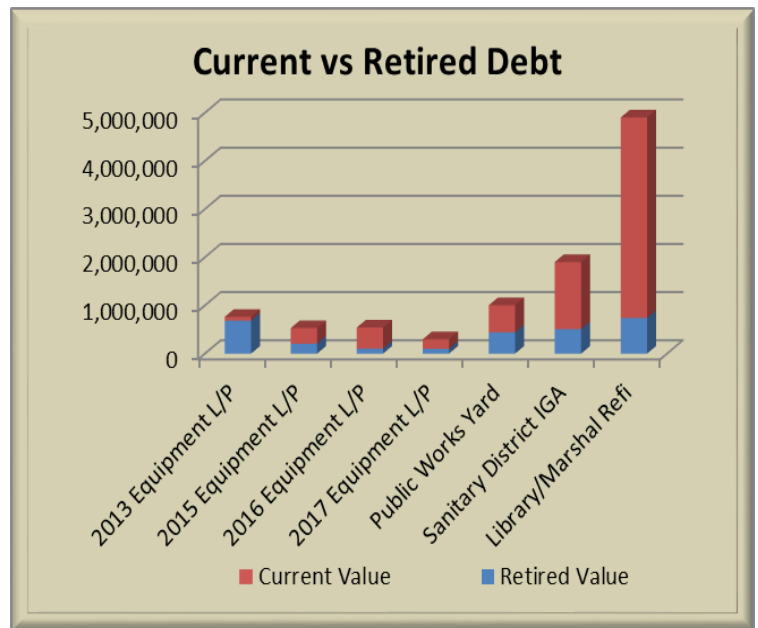
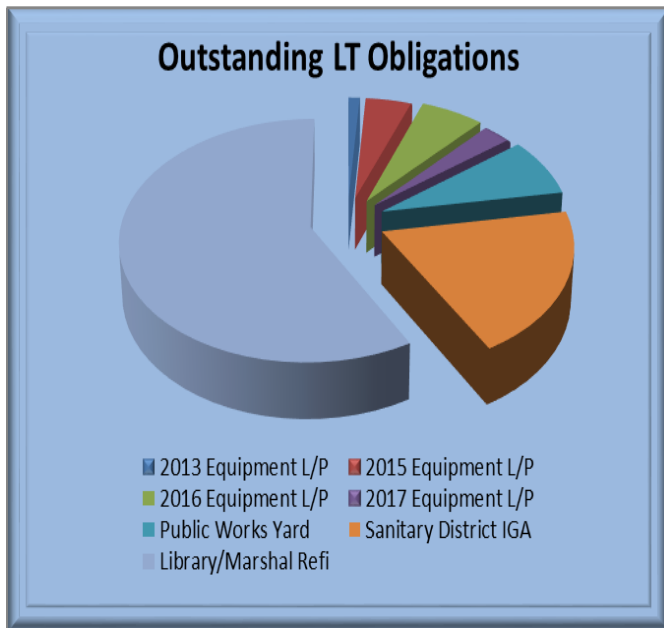
As of September 30th, 2017

LONG-TERM DEBT

Purpose	Type	Maturity	Original	Int Rate	FY18	Current	Next Disbursement		Debt
			Debt		Budget	Obligation	Amount	Date	Retired
2013 Equipment L/P	Note	1/28/2018	764,664	1.61%	159,382	79,052	79,691	1/28/2018	685,612
2015 Equipment L/P	Note	8/20/2020	530,000	1.79%	110,988	322,717	55,494	2/20/2018	207,283
2016 Equipment L/P	Note	8/1/2021	542,800	1.55%	113,120	437,099	56,560	2/1/2018	105,701
2017 Equipment L/P	Note	7/1/2019	299,233	2.28%	101,000	197,232	97,504	7/1/2018	102,001
Public Works Yard	Bonds	7/1/2023	1,005,000	3.91%	106,418	562,115	10,989	1/1/2018	442,885
Sanitary District IGA	IGA Pledge	7/1/2032	1,902,000	3.34%	118,590	1,395,478	23,291	1/1/2018	506,522
Library/Marshal Refi	Bonds	7/1/2030	4,904,000	2.84%	453,375	4,162,000	59,100	1/20/2018	742,000

TOTALS

1,162,873 7,155,694 382,629



FY18 Debt Service Fund*

Category	Actual	Annual Budget	\$ Remaining	% Remaining
Principal Retired	714,106	844,744	130,638	15%
Interest Paid	105,479	202,409	96,930	48%
Misc Fees	1,887	2,600	713	27%
Total	821,472	1,049,753	228,281	22%

* - Does not include Wastewater Fund

TOWN OF CAMP VERDE

Summary of .65% TPT

FY18

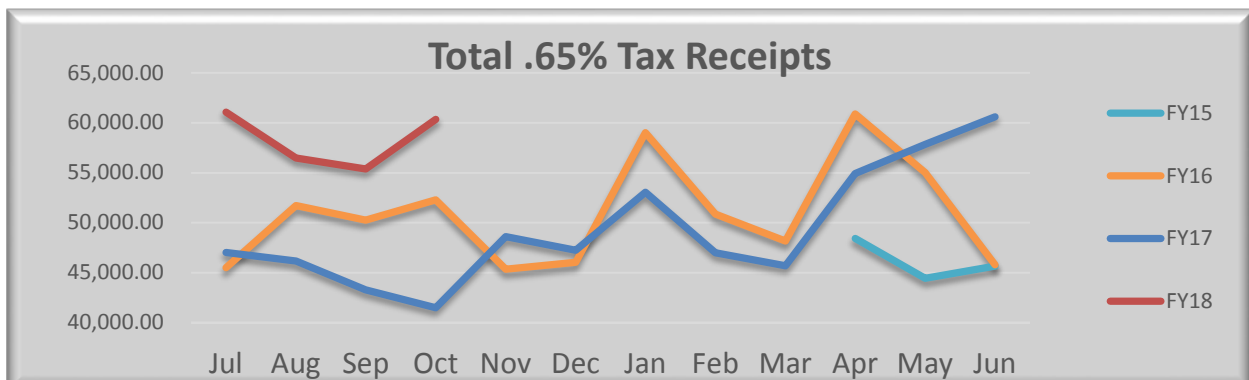
Net Available Revenues

<u>.65 Revenue by Period</u>	<u>Actual</u>	<u>Budget</u>	<u>Difference</u>
QTR1 (Jul-Sep)	\$ 170,298	\$ 161,500	\$ 8,798
QTR2 (Oct-Dec)	\$ -	\$ 161,500	\$ (161,500)
QTR3 (Jan-Mar)	\$ -	\$ 161,500	\$ (161,500)
QTR4 (Apr-Jun)	\$ -	\$ 161,500	\$ (161,500)
FY17 .65 Revenue's	\$ 170,298	\$ 646,000	\$ (475,702)

Expense Allocation

<u>Project</u>	<u>Actual</u>	<u>Budget</u>	<u>Difference</u>
Street Improvements Project (Portion)	\$ 36,696	\$ 450,000	\$ (413,304)
New Community Park	\$ 105,338	\$ 476,718	\$ (371,380)
Rezzonico Park	\$ 2,935	\$ 30,280	\$ (27,345)
Finnie Flat Streetscape	\$ 1,196	\$ 68,237	\$ (67,041)
Stormwater Projects	\$ -	\$ 27,185	\$ (27,185)
Kitchen Remodel	\$ -	\$ 48,200	\$ (48,200)
Homestead Parkway Road	\$ -	\$ 25,500	\$ (25,500)
Pool Roof	\$ -	\$ 19,625	\$ (19,625)
Wayfinding Signage	\$ -	\$ 17,030	\$ (17,030)
Town Network Equipment	\$ 277,314	\$ 300,000	\$ (22,686)
Equipment Lease Payments	\$ 135,185	\$ 270,370	\$ (135,185)
FY18 Expense Total	\$ 558,664	\$ 1,733,145	\$ (1,174,481)
FY18 Net Balance	\$ (388,366)	\$ (1,087,145)	\$ 698,779

<i>FY17 Ending Balance</i>	\$ 44,287	\$ 44,287	\$ -
FY18 Ending Balance	\$ (344,079)	\$ (1,042,858)	\$ 698,779



TOWN OF CAMP VERDE
FT & PT Employee Listing
FY18 - 1st QTR ending September 2017

General Administration

<u>Name</u>	<u>Hire Date</u>	<u>Position</u>	<u>Hrs</u>	<u>Class</u>
Russ Martin	8/9/2010	Town Manager	40	93
Barbara Bridge	10/22/2013	Admin Asst. 1	40	42
Judy Morgan	6/30/2017	Town Clerk	40	67
Virginia Jones	11/4/1996	Deputy Town Clerk	40	49
Steven Ayres	2/1/2013	Econ. Dev. Director	40	73
Saepyol (Sebra) Choe	12/28/2013	ED Specialist	40	45
Gaylene Allen	5/2/2013	Attendant	12	N/A
Geraldine Dillinger	6/19/2015	Attendant	12	N/A
Lynette Kovacovich	5/2/2013	Attendant	12	N/A
Mike Showers	7/18/2011	Finance Director	40	73
Jenifer McKinzie	6/23/2014	Finance Clerk	40	40
Linda Peterson	10/29/2012	Finance Clerk	40	40
Carol Brown	8/29/1994	Risk Manager	40	69

Municipal Court

<u>Name</u>	<u>Hire Date</u>	<u>Position</u>	<u>Hrs</u>	<u>Class</u>
Paul Schlegel	11/3/2014	Magistrate	24	N/A
Veronica Pineda	9/2/1997	Court Supervisor	40	50
Debbie Cordova	11/4/2013	Court Clerk	40	40
Teresa Goodwin	8/21/2007	Court Clerk	40	40
Nina Sanchez	10/29/2006	Court Clerk	40	40

Public Works

<u>Name</u>	<u>Hire Date</u>	<u>Position</u>	<u>Hrs</u>	<u>Class</u>
Ron Long	7/10/2006	Public Works Director	40	78
Troy Odell	5/28/2013	PW Deputy Director	40	72
Deborah Ranney	12/10/2007	Public Works Analyst	40	48
Mike Dumas	9/23/2002	Maintenance Foreman	40	48
David Russell	12/10/2012	Lead Maint. Worker	40	44
Jason Bishop	7/5/2016	Maintenance Worker	40	34
Stephen Diacik	9/3/2013	Maintenance Worker	40	34
Ezra Collins	4/10/2017	Maintenance Worker	40	34
Chris Schrouder	7/5/2016	Maintenance Worker	40	34
Yolanda Trahin	9/5/2000	Janitor	40	28
Maria Urias	8/10/2005	Janitor	40	28
Maria Marquez	11/17/2016	Janitor	19	28

Community Development

<u>Name</u>	<u>Hire Date</u>	<u>Position</u>	<u>Hrs</u>	<u>Class</u>
Carmen Howard	10/17/2016	Comm. Dev. Director	40	77
Robert Foreman	3/15/2006	Building Official	40	64
Melinda Lee	2/7/2017	Planner	40	59
Jonathan Rivero	8/28/2013	Building Inspector	40	49
Sandra Farrar	8/31/2015	Permit Technician	40	42
Denise Pitts	12/19/2016	Permit Technician	40	40
Emmanuel Romero	9/18/2017	Code Enforcement	40	45

Marshal's Office

<u>Name</u>	<u>Hire Date</u>	<u>Position</u>	<u>Hrs</u>	<u>Class</u>
Nancy Gardner	2/27/2012	Marshal	40	82
Brian Armstrong	6/26/2017	Commander	40	72
Stephen Butler	7/11/2012	Sergeant	40	62
Brandon Collins	8/7/2006	Sergeant	40	62
Laura Robinson	11/16/2011	Sergeant	40	62
Thomas Baizel	1/14/2007	Deputy	40	53
Jeff Bowers	1/14/2008	Deputy	40	53
David Freeman	10/31/2004	Deputy	40	53
Clinton Jackson	7/29/2013	Deputy	40	53
Daniel Jacobs	9/9/2013	Deputy	40	53
Michael Jardine	6/6/2016	Deputy	40	53
Steven McClure	2/13/2011	Deputy	40	53
Roscoe Owsley	1/6/2013	Deputy	40	53
Jeff Patten	3/4/2001	Deputy	40	53
John Reay	7/5/2016	Deputy	40	53
Dustin Richardson	6/23/2014	Deputy	40	53
Paul Rotzler	1/11/2015	Deputy	40	53
Michael Toporek	12/29/2013	Deputy	40	53
Erik Trahin	7/18/2016	Deputy	40	53
Darbie Martin	1/29/1998	Admin/Invest. Asst.	40	48
Mary Newton	12/15/1997	Dispatch Supervisor	40	48
Hanna Bower	10/31/2016	Dispatcher	40	43
Debbie Hughes	8/1/1998	Prop. & Evidence Custodian	40	43
Kelsey Jacobs	10/17/2016	Dispatcher	40	43
Brittany Rohn	10/6/2014	Dispatcher	20	43
Lana Stine	12/18/2016	Dispatcher	40	43
Jason Toogood	10/8/2006	Dispatcher	40	43
Susan Wason	4/26/2011	Dispatcher	40	43
Alexis Walters	10/3/2016	Dispatcher	40	43
Cailin Yantis Lizotte	9/10/2007	Records Specialist	40	43
Andrea Ramirez	10/7/2013	Records Clerk	25	37

Library

<u>Name</u>	<u>Hire Date</u>	<u>Position</u>	<u>Hrs</u>	<u>Class</u>
Kathy Hellman	6/24/2012	Library Director	40	69
Nadia Torabi	2/16/2016	Youth Services Librarian	40	49
Alice Gottschalk	1/3/2005	Library Specialist	40	39
Gerry Laurito	12/14/1999	Library Specialist	40	39
Carson Ralston	8/15/2016	Library Specialist	18	39
Zachary Garcia	1/3/2017	Library Specialist	18	39
Sheldon Jaye Valles	8/21/2017	Library Specialist	18	39
Wendy Cook-Roberts	6/19/2014	Library Clerk	18	29
Jamie Rein	3/23/2017	Library Clerk	18	29
Von Hatch	3/13/2016	Library Clerk	18	29

Parks & Rec

<u>Name</u>	<u>Hire Date</u>	<u>Position</u>	<u>Hrs</u>	<u>Class</u>
Michael Marshall	12/27/2012	P&R Div. Manager	40	56
Shawna Figy	6/19/2016	Recreation Supervisor	40	49

Streets

<u>Name</u>	<u>Hire Date</u>	<u>Position</u>	<u>Hrs</u>	<u>Class</u>
Stacy Perry	10/14/2013	Streets Supervisor	40	56
Luis Trahin	4/15/1996	Streets Foreman	40	52
David Hammond	8/9/1998	Sr. Equipment Operator	40	43
Royce Allen	10/30/2006	Equipment Operator	40	39
Richard Cope	2/6/2012	Equipment Operator	40	39

Sewer

<u>Name</u>	<u>Hire Date</u>	<u>Position</u>	<u>Hrs</u>	<u>Class</u>
Jerry Tinagero	7/1/2014	Wastewater Manager	40	56
Marshall Davis	6/30/2013	Senior Wastewater Op.	40	48
Tracey Feltes	6/30/2013	Admin. Asst. 1	40	42
Joseph Calhoun	7/1/2014	Wastewater Operator	40	44
Russell Cron	6/30/2013	Wastewater Operator	40	44
Chet Teague	3/9/2015	Wastewater Operator	40	44
Justin Ganis	4/3/2017	Wastewater Operator	40	44

FT & PT Employee Count 91
FT Employee Count 79
Seasonal/Temp Workers are not included