

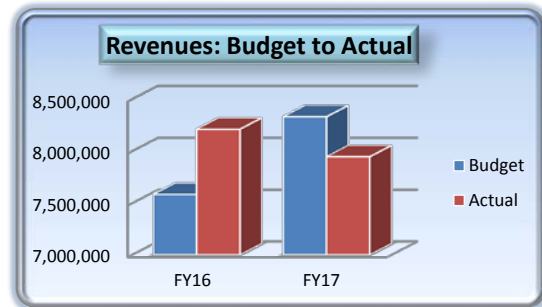
TOWN OF CAMP VERDE

General Fund Report

FY17 - 4th QTR ending June 2017

GENERAL FUND REVENUES

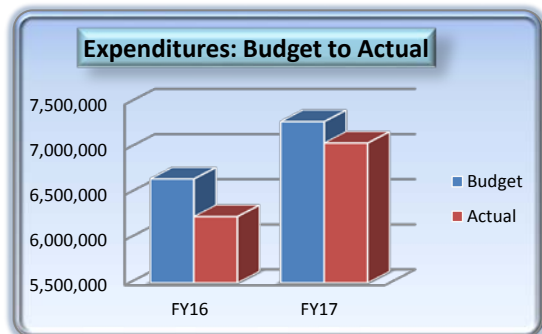
	FY 16-17 Budget	FY 16-17 Actual	% of Budget Received
Local Taxes	4,110,000	3,756,648	91%
Franchise Fees	257,000	270,925	105%
State Sales Tax	1,051,000	1,021,664	97%
Urban Revenue Sharing	1,365,600	1,364,734	100%
Vehicle License Tax	665,300	713,474	107%
Other Revenues	882,950	820,153	93%
TOTAL	8,331,850	7,947,598	95%



While our local tax revenues were the second highest amount in Camp Verde History in FY17, they were not able to keep up with LY numbers (the highest in Camp verde history) nor the current year's budget. Local TPT revenues fell short of budget this year by \$353K (9% of budget). On the whole, General Fund revenues are \$384K short of budget. On a positvie note, we finished the year with increasing TPT revenues 3 months in a row and that continues into FY18 with July hitting \$382K which is the second highest month ever in Camp Verde.

GENERAL FUND EXPENDITURES by DEPARTMENT

	FY 16-17 Budget	FY 16-17 Actual	% of Budget Expended
General Admin	1,877,630	1,737,683	93%
Court	363,275	363,258	100%
Public Works	955,960	955,061	100%
Community Development	529,140	520,104	98%
Marshall's Office	2,820,910	2,747,093	97%
Library	441,105	413,070	94%
Parks & Rec	298,545	312,927	105%
TOTAL	7,286,565	7,049,196	97%

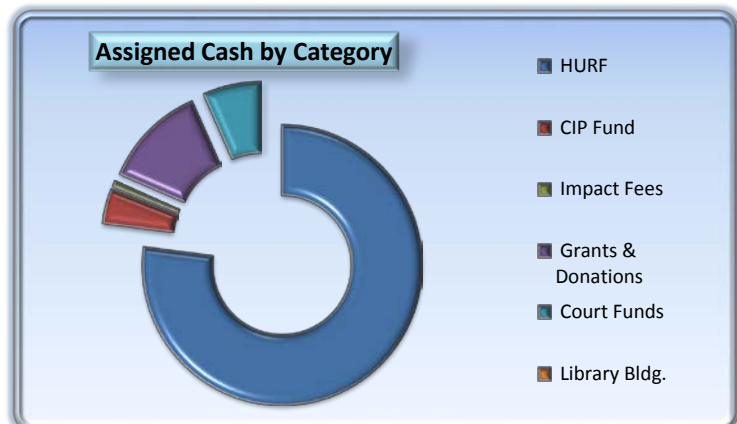


Expenses for the year are under budget in the general fund by 3% (\$237K) showing a net gain of \$898,402 for the year. However, once operating transfers are taken into account for the CIP, Debt, Library and Wastewater funds (\$1.5M), the actual cash position for the Town's General Fund is down \$605K. The Town originally budgeted to use \$300K of reserves this year and later approved another \$198K for expenses of the new court and library for a total of \$498K of expected reserve use. The Town ends FY17 with an estimated \$2.2M unassigned reserve balance.

116,387

CASH

Bank Accounts	
Pooled Checking	587,980
Payroll Checking	35,051
Stifel Investment	1,853,898
LGIP Investments	964,784
Library Sales	6,278
Revolving Home Loan	72,363
US Bank Accounts	0
Due from Sewer	27,957
TOTAL CASH	3,548,311
Assigned Cash	(1,367,836)
Unassigned Cash	2,180,475



TOWN OF CAMP VERDE
Functional Revenue & Expense Summaries
FY17 - 4th QTR ending June 2017

General Fund				
	<u>Actual</u>	<u>Annual Budget</u>	<u>Over/Short</u>	<u>% Remaining</u>
Revenues	7,947,598	8,331,850	(384,252)	-5%
Wages & ERE	5,264,324	5,485,600	221,276	4%
Operational	1,636,001	1,747,505	111,504	6%
Capital	148,872	53,460	(95,412)	-178%
Net Transfers Out/(In)	1,503,987	1,574,952	70,965	5%
Net	(605,586)	(529,667)	(75,919)	

HURF Fund				
	<u>Actual</u>	<u>Annual Budget</u>	<u>Over/Short</u>	<u>% Remaining</u>
Revenues	932,281	892,650	39,631	4%
Wages & ERE	320,603	340,735	20,132	6%
Operational	278,299	280,740	2,441	1%
Capital	11,247	12,000	753	6%
Net Transfers Out/(In)	564,387	707,768	143,381	20%
Net	(242,255)	(448,593)	206,338	

Wastewater Fund*				
	<u>Actual</u>	<u>Annual Budget</u>	<u>Over/Short</u>	<u>% Remaining</u>
Operating Revenues	1,116,413	1,291,200	(174,787)	-14%
Grants & Loan Funding	563,306	664,366	(101,060)	-15%
Wages & ERE	532,396	566,325	33,929	6%
Operational	589,524	599,875	10,351	2%
Capital	620,070	778,847	158,777	20%
Net Transfers Out/(In)	(12,714)	(24,481)	(11,767)	48%
Net	(49,557)	35,000	(84,557)	

* - Depreciation is not included in the above schedule (\$770K budget).

TOWN OF CAMP VERDE
Special Revenue & Capital Improvement Funds Report
FY17 - 4th QTR ending June 2017

Capital Improvement Projects Fund

Projects	Actual	Annual Budget	Difference	% Left
Gym Roof	106,523	100,000	(6,523)	-7%
Street Paving & Maint	515,686	400,000	(115,686)	-29%
Verde Lakes Dr. Culverts	67,515	67,515	0	0%
Finnie Flat Sidewalk	18,242	165,689	147,447	89%
Downtown Parking Lot	0	0	0	#DIV/0!
Homestead Parkway Road	0	75,000	75,000	100%
Comm. Park Development	0	242,133	242,133	100%
Rezzonico Park	24,721	35,000	10,279	29%
CVMO Property & Evidence	30,662	35,000	4,338	12%
Pool Roof	4,375	24,000	19,625	82%
Courtroom Improvements	439,644	246,400	(193,244)	-78%
Finnie Flat Streetscape	31,763	75,000	43,237	58%
Town Kitchen Remodel	9,499	50,000	40,501	81%
Stormwater Projects	31,777	65,000	33,223	51%
Small Projects	19,248	59,786	40,538	68%
Net Exps	(1,299,655)	(1,640,523)	(340,868)	21%
Interest/Operating Transfers In	957,262	1,100,652	143,390	13%
Beginning Balance	551,200	951,299	400,099	42%
Remaining Funds	208,807	411,428	202,621	

Other Funds

	Exp's	Rev's	Net	Annual Budget	Difference	% Left
Court	116,387	21,472	(94,915)	34,270	129,185	100%
Grants (Funds 6 & 8)	290,501	313,086	22,585	(27,616)	(50,201)	100%
Library	1,542,709	337,436	(1,205,273)	(1,157,979)	47,294	-4%
Impact Fees	113,534	454	(113,080)	(121,464)	(8,384)	7%
Housing	0	18,833	18,833	(13,200)	(32,033)	100%
911	362	0	(362)	(2,143)	(1,781)	83%
Restricted Monies	25,329	52,825	27,496	(51,060)	(78,556)	100%
Debt	950,164	950,164	0	0	0	N/A

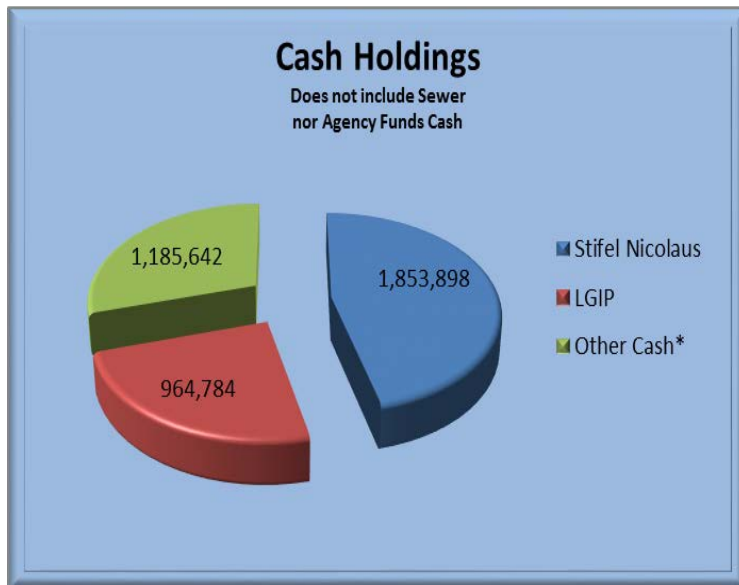
TOWN OF CAMP VERDE

As of June 30th, 2017

INVESTMENTS

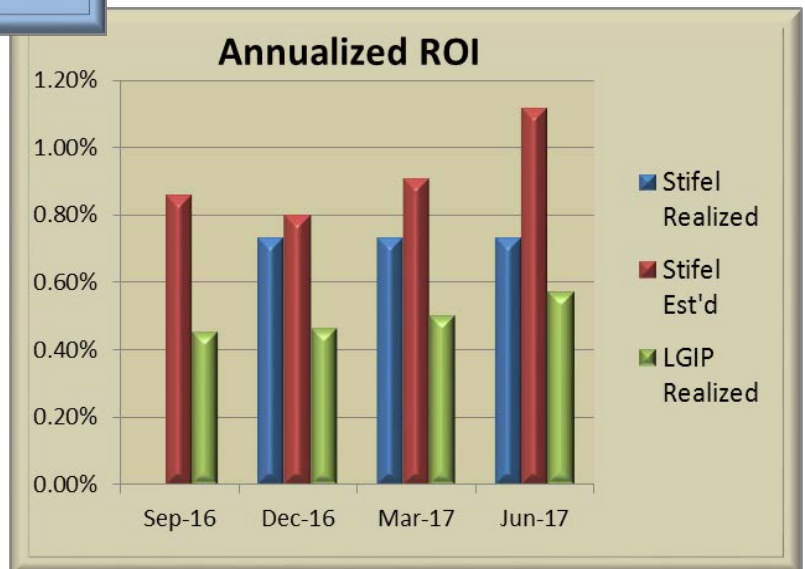
Account	Balances at June 30th	FYTD Interest	EST'D FY ROI Annualized
Stifel Nicolaus	1,853,898	23,002.83	0.91%
LGIP	964,784	7,395.99	0.57%
Other Cash*	1,185,642	2,990.00	N/A
TOTAL	4,004,324	33,388.82	

* - Does not include Sewer nor Agency Funds Cash.



Stifel Investment Info:
Avg. Maturity Length of Invest's
2.4 years
Current Exp'd Yield-to-Maturity
1.40%

Comparative Rates:
Bank Savings – .01% to 1.0%
2 YR Treasury Note Rate – 1.37%
5 YR Treasury Note Rate – 1.85%



TOWN OF CAMP VERDE

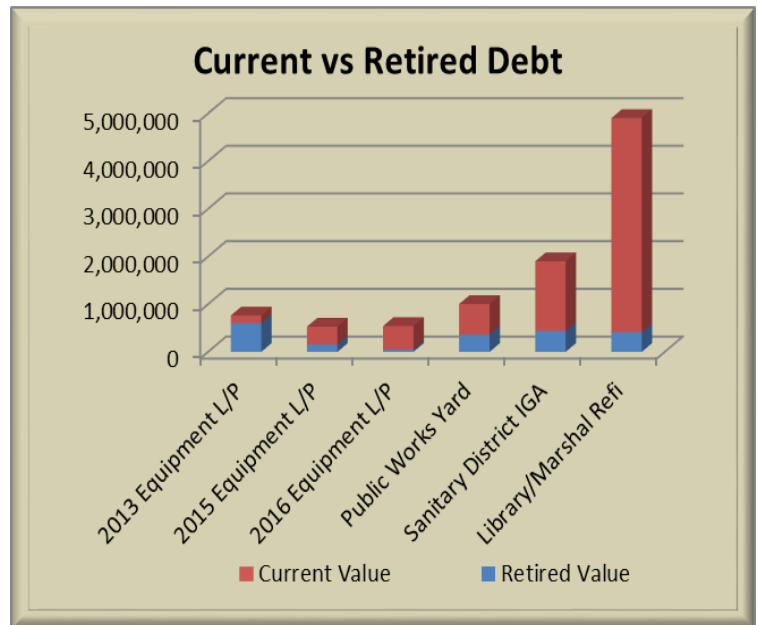
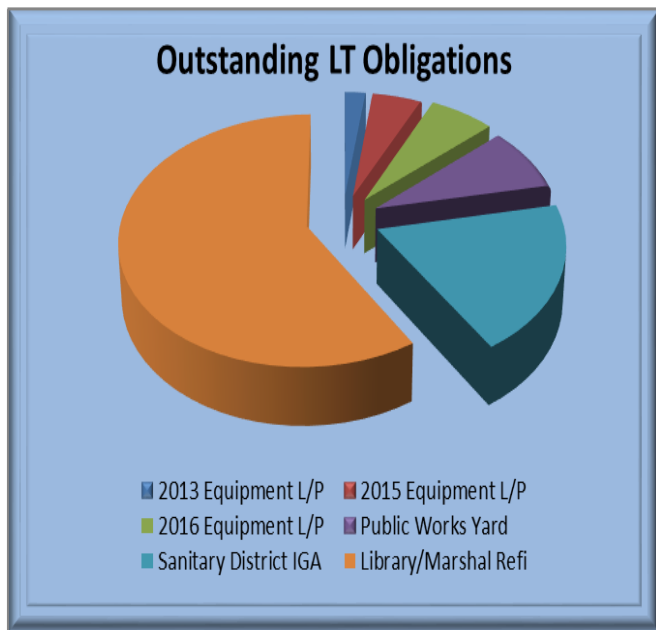
As of June 30th, 2017

LONG-TERM DEBT

Purpose	Type	Maturity	Original	Int Rate	FY17	Current	Next Disbursement		Debt
			Debt		Budget	Obligation	Amount	Date	Retired
2013 Equipment L/P	Note	1/28/2018	764,664	1.61%	160,382	157,471	79,691	7/28/2017	607,193
2015 Equipment L/P	Note	8/20/2020	530,000	1.79%	111,991	374,836	55,494	8/20/2017	155,164
2016 Equipment L/P	Note	8/1/2021	542,800	1.55%	140,000	489,862	56,560	8/1/2017	52,938
Public Works Yard	Bonds	7/1/2023	1,005,000	3.91%	106,479	643,856	94,329	7/1/2017	361,144
Sanitary District IGA	IGA Pledge	7/1/2032	1,902,000	3.34%	118,628	1,466,303	70,826	7/1/2017	435,697
Library/Marshal Refi	Bonds	7/1/2030	4,904,000	2.84%	453,090	4,491,000	392,772	7/20/2017	413,000

TOTALS

1,090,570 7,623,329 749,672



FY17 Debt Service Fund*

Category	Actual	Annual Budget	\$ Remaining	% Remaining
Principal Retired	725,005	725,010	5	0%
Interest Paid	221,458	221,460	2	0%
Misc Fees	2,600	4,100	1,500	37%
Total	949,063	950,570	1,507	0%

* - Does not include Wastewater Fund

TOWN OF CAMP VERDE

Summary of .65% TPT

FY17

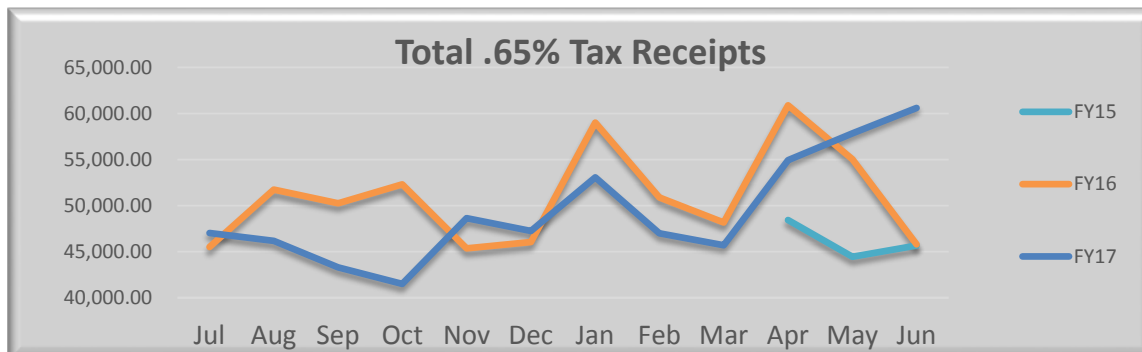
Net Available Revenues

<u>.65 Revenue by Period</u>	<u>Actual</u>	<u>Budget</u>	<u>Difference</u>
QTR1 (Jul-Sep)	\$ 134,366	\$ 145,750	\$ (11,384)
QTR2 (Oct-Dec)	\$ 135,170	\$ 145,750	\$ (10,580)
QTR3 (Jan-Mar)	\$ 143,366	\$ 145,750	\$ (2,384)
QTR4 (Apr-Jun)	\$ 171,157	\$ 145,750	\$ 25,407
FY17 .65 Revenue's	\$ 584,060	\$ 583,000	\$ 1,060

Expense Allocation

<u>Project</u>	<u>Actual</u>	<u>Budget</u>	<u>Difference</u>
Street Improvements Project (Portion)	\$ 150,000	\$ 150,000	\$ -
New Community Park	\$ -	\$ 242,133	\$ (242,133)
Rezzonico Park	\$ 24,721	\$ 35,000	\$ (10,279)
Finnie Flat Streetscape	\$ 31,763	\$ 75,000	\$ (43,237)
Verde Lakes Stormwater Projects	\$ 67,515	\$ 67,515	\$ -
Stormwater Projects	\$ 31,626	\$ 84,763	\$ (53,137)
Court Remodel (Portion)	\$ 246,400	\$ 50,000	\$ 196,400
Kitchen Remodel	\$ 9,499	\$ 50,000	\$ (40,501)
Property & Evidence Room	\$ 30,662	\$ 35,000	\$ (4,338)
Homestead Parkway Road	\$ -	\$ 75,000	\$ (75,000)
Gym Roof	\$ 106,523	\$ 100,000	\$ 6,523
Pool Roof	\$ 4,375	\$ 24,000	\$ (19,625)
Wayfinding Signage	\$ 2,970	\$ 20,000	\$ (17,030)
Town Network Equipment	\$ 16,278	\$ 15,000	\$ 1,278
Equipment Lease Payments	\$ 270,370	\$ 272,373	\$ (2,003)
FY17 Expense Total	\$ 992,702	\$ 1,295,784	\$ (303,082)
FY17 Net Balance	\$ (408,642)	\$ (712,784)	\$ 304,142

<i>FY16 Ending Balance</i>	\$ 452,929	\$ 452,929	\$ -
FY17 Ending Balance	\$ 44,287	\$ (259,855)	\$ 304,142



TOWN OF CAMP VERDE
FT & PT Employee Listing
FY17 - 4th QTR ending June 2017

General Administration

<u>Name</u>	<u>Hire Date</u>	<u>Position</u>	<u>Hrs</u>	<u>Class</u>
Russ Martin	8/9/2010	Town Manager	40	93
Barbara Bridge	10/22/2013	Admin Asst. 1	40	42
Judy Morgan	6/30/2017	Town Clerk	40	67
Virginia Jones	11/4/1996	Deputy Town Clerk	40	49
Steven Ayres	2/1/2013	Econ. Dev. Director	40	73
Saepyo (Sebra) Choe	12/28/2013	ED Specialist	40	45
Gaylene Allen	5/2/2013	Attendant	12	N/A
Geraldine Dillinger	6/19/2015	Attendant	12	N/A
Lynette Kovacovich	5/2/2013	Attendant	12	N/A
Mike Showers	7/18/2011	Finance Director	40	73
Jenifer McKinzie	6/23/2014	Finance Clerk	40	40
Linda Peterson	10/29/2012	Finance Clerk	40	40
Carol Brown	8/29/1994	Risk Manager	40	69

Municipal Court

<u>Name</u>	<u>Hire Date</u>	<u>Position</u>	<u>Hrs</u>	<u>Class</u>
Paul Schlegel	11/3/2014	Magistrate	24	N/A
Veronica Pineda	9/2/1997	Court Supervisor	40	50
Debbie Cordova	11/4/2013	Court Clerk	40	40
Teresa Goodwin	8/21/2007	Court Clerk	40	40
Denise Pitts	12/19/2016	Court Clerk	27	40
Nina Sanchez	10/29/2006	Court Clerk	40	40

Public Works

<u>Name</u>	<u>Hire Date</u>	<u>Position</u>	<u>Hrs</u>	<u>Class</u>
Ron Long	7/10/2006	Public Works Director	40	78
Troy Odell	5/28/2013	PW Deputy Director	40	72
Deborah Ranney	12/10/2007	Public Works Analyst	40	48
Mike Dumas	9/23/2002	Maintenance Foreman	40	48
David Russell	12/10/2012	Lead Maint. Worker	40	44
Jason Bishop	7/5/2016	Maintenance Worker	40	34
Stephen Diacik	9/3/2013	Maintenance Worker	40	34
Ezra Collins	4/10/2017	Maintenance Worker	40	34
Chris Schrouder	7/5/2016	Maintenance Worker	40	34
Yolanda Trahin	9/5/2000	Janitor	40	28

Public Works (Cont'd)

<u>Name</u>	<u>Hire Date</u>	<u>Position</u>	<u>Hrs</u>	<u>Class</u>
Maria Urias	8/10/2005	Janitor	40	28
Maria Marquez	11/17/2016	Janitor	19	28

Community Development

<u>Name</u>	<u>Hire Date</u>	<u>Position</u>	<u>Hrs</u>	<u>Class</u>
Carmen Howard	10/17/2016	Comm. Dev. Director	40	77
Robert Foreman	3/15/2006	Building Official	40	64
Melinda Lee	2/7/2017	Planner	40	59
Jonathan Rivero	8/28/2013	Building Inspector	40	49
Sandra Farrar	8/31/2015	Permit Technician	40	42

Marshal's Office

<u>Name</u>	<u>Hire Date</u>	<u>Position</u>	<u>Hrs</u>	<u>Class</u>
Nancy Gardner	2/27/2012	Marshal	40	82
Brian Armstrong	6/26/2017	Commander	40	72
Oscar Berrelez	8/11/1996	Sergeant	40	62
Stephen Butler	7/11/2012	Sergeant	40	62
Brandon Collins	8/7/2006	Sergeant	40	62
Laura Robinson	11/16/2011	Sergeant	40	62
Thomas Baizel	1/14/2007	Deputy	40	53
Jeff Bowers	1/14/2008	Deputy	40	53
David Freeman	10/31/2004	Deputy	40	53
Clinton Jackson	7/29/2013	Deputy	40	53
Daniel Jacobs	9/9/2013	Deputy	40	53
Michael Jardine	6/6/2016	Deputy	40	53
Steven McClure	2/13/2011	Deputy	40	53
Roscoe Owsley	1/6/2013	Deputy	40	53
Jeff Patten	3/4/2001	Deputy	40	53
John Reay	7/5/2016	Deputy	40	53
Dustin Richardson	6/23/2014	Deputy	40	53
Paul Rotzler	1/11/2015	Deputy	40	53
Michael Toporek	12/29/2013	Deputy	40	53
Erik Trahin	7/18/2016	Deputy	40	53
Darbie Martin	1/29/1998	Admin/Invest. Asst.	40	48
Mary Newton	12/15/1997	Dispatch Supervisor	40	48
Hanna Bower	10/31/2016	Dispatcher	40	43
Debbie Hughes	8/1/1998	Prop. & Evidence Custodian	40	43
Kelsey Jacobs	10/17/2016	Dispatcher	40	43
Brittany Rohn	10/6/2014	Dispatcher	20	43

Marshal's Office (Cont'd)

<u>Name</u>	<u>Hire Date</u>	<u>Position</u>	<u>Hrs</u>	<u>Class</u>
Lana Stine	12/18/2016	Dispatcher	40	43
Jason Toogood	10/8/2006	Dispatcher	40	43
Susan Wason	4/26/2011	Dispatcher	40	43
Alexis Walters	10/3/2016	Dispatcher	40	43
Cailin Yantis Lizotte	9/10/2007	Records Specialist	40	43
Andrea Ramirez	10/7/2013	Records Clerk	25	37

Library

<u>Name</u>	<u>Hire Date</u>	<u>Position</u>	<u>Hrs</u>	<u>Class</u>
Kathy Hellman	6/24/2012	Library Director	40	69
Nadia Torabi	2/16/2016	Youth Services Librarian	40	49
Alice Gottschalk	1/3/2005	Library Specialist	40	39
Gerry Laurito	12/14/1999	Library Specialist	40	39
Carson Ralston	8/15/2016	Library Specialist	40	39
Zachary Garcia	1/3/2017	Library Specialist	18	39
Wendy Cook-Roberts	6/19/2014	Library Clerk	18	29
Jamie Rein	3/23/2017	Library Clerk	18	29
Dee Thompson	5/12/2013	Library Clerk	18	29
Von Hatch	3/13/2016	Library Clerk	18	29

Parks & Rec

<u>Name</u>	<u>Hire Date</u>	<u>Position</u>	<u>Hrs</u>	<u>Class</u>
Michael Marshall	12/27/2012	P&R Div. Manager	40	56
Shawna Figy	6/19/2016	Recreation Supervisor	40	49

Streets

<u>Name</u>	<u>Hire Date</u>	<u>Position</u>	<u>Hrs</u>	<u>Class</u>
Stacy Perry	10/14/2013	Streets Supervisor	40	56
Luis Trahin	4/15/1996	Streets Foreman	40	52
David Hammond	8/9/1998	Sr. Equipment Operator	40	43
Royce Allen	10/30/2006	Equipment Operator	40	39
Richard Cope	2/6/2012	Equipment Operator	40	39

Sewer

<u>Name</u>	<u>Hire Date</u>	<u>Position</u>	<u>Hrs</u>	<u>Class</u>
Jerry Tinagero	7/1/2014	Wastewater Manager	40	56
Marshall Davis	6/30/2013	Senior Wastewater Op.	40	48
Tracey Feltes	6/30/2013	Admin. Asst. 1	40	42
Joseph Calhoun	7/1/2014	Wastewater Operator	40	44
Russell Cron	6/30/2013	Wastewater Operator	40	44
Chet Teague	3/9/2015	Wastewater Operator	40	44
Justin Ganis	4/3/2017	Wastewater Operator	40	44

FT & PT Employee Count 93

FT Employee Count 78

Seasonal/Temp Workers are not included