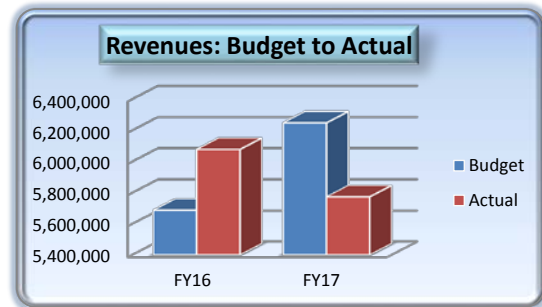


TOWN OF CAMP VERDE
General Fund Report
FY17 - 3rd QTR ending March 2017

GENERAL FUND REVENUES

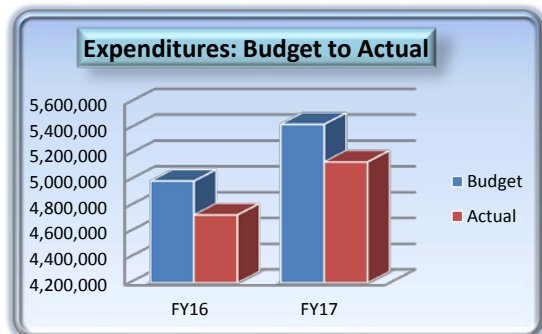
	FY 16-17 Budget	FY 16-17 Actual	% of Budget Received
Local Taxes	4,110,000	2,686,636	65%
Franchise Fees	257,000	209,354	81%
State Sales Tax	1,051,000	750,940	71%
Urban Revenue Sharing	1,365,600	1,023,550	75%
Vehicle License Tax	665,300	528,444	79%
Other Revenues	882,950	575,936	65%
TOTAL	8,331,850	5,774,860	69%



Local TPT revenues continue to be short of budget through the 3rd quarter. Total Local TPT revenues are now 10% below budget or roughly \$396K. The Other Revenues shortage of roughly \$86K is a bit misleading as Court revenues lag 2 months behind and the timing of revenues from Yavapai County & Camp Verde United School District will virtually eliminate that shortage. The Town continues to work to keep expenses in line with revenues for the year.

GENERAL FUND EXPENDITURES by DEPARTMENT

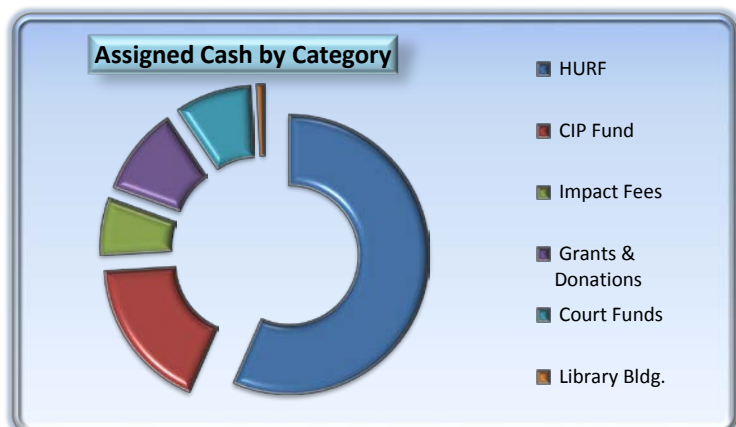
	FY 16-17 Budget	FY 16-17 Actual	% of Budget Expended
General Admin	1,904,695	1,333,195	70%
Court	350,475	264,981	76%
Public Works	894,695	619,841	69%
Community Development	529,140	389,905	74%
Marshall's Office	2,820,910	2,018,633	72%
Library	441,105	299,244	68%
Parks & Rec	298,545	213,158	71%
TOTAL	7,239,565	5,138,957	71%



Expenses for the 3rd QTR start to show managements efforts to curb spending with the revenue shortage. While revenues are 6% below budget, expenses are 4% under budget which still shows a net surplus of cash for the year. However, once operating transfers are taken into account for the CIP, Debt and Wastewater funds (\$1.26M), the actual cash position for the Town's General Fund is down \$628K. It is important to remember that the Town budgeted for \$300K of that amount so the YTD impact to the Town is a \$328K reduction in reserves. Still, the Town remains in excellent financial condition as its unassigned cash balance still remains at just under \$2.3M as seen below.

CASH

Bank Accounts	
Pooled Checking	447,467
Payroll Checking	35,097
Stifel Investment	1,856,075
LGIP Investments	1,312,853
Library Sales	6,278
Revolving Home Loan	67,992
US Bank Accounts	0
Due from Sewer	164,678
TOTAL CASH	3,890,440
Assigned Cash	(1,604,490)
Unassigned Cash	2,285,950



TOWN OF CAMP VERDE
Functional Revenue & Expense Summaries
FY17 - 3rd QTR ending March 2017

General Fund				
	<u>Actual</u>	<u>Annual Budget</u>	<u>\$ Remaining</u>	<u>% Remaining</u>
Revenues	5,774,860	8,331,850	2,556,990	31%
Wages & ERE	3,842,953	5,472,800	1,629,847	30%
Operational	1,232,153	1,764,305	532,152	30%
Capital	63,851	2,460	(61,391)	-2496%
Net Transfers Out/(In)	1,264,036	1,376,747	112,711	8%
Net	(628,133)	(284,462)	343,671	

HURF Fund				
	<u>Actual</u>	<u>Annual Budget</u>	<u>\$ Remaining</u>	<u>% Remaining</u>
Revenues	682,171	892,650	210,479	24%
Wages & ERE	232,893	340,735	107,842	32%
Operational	220,616	280,740	60,124	21%
Capital	4,856	12,000	7,144	60%
Net Transfers Out/(In)	501,754	601,162	99,408	17%
Net	(277,948)	(341,987)	(64,039)	

Sewer Fund*				
	<u>Actual</u>	<u>Annual Budget</u>	<u>\$ Remaining</u>	<u>% Remaining</u>
Operating Revenues	844,132	1,291,200	447,068	35%
Grants & Loan Funding	542,000	664,366	122,366	18%
Wages & ERE	401,366	566,325	164,959	29%
Operational	351,234	599,875	248,641	41%
Capital	608,044	1,548,847	940,803	61%
Net Transfers Out/(In)	(12,714)	(24,481)	(11,767)	48%
Net	38,202	(735,000)	(773,202)	

* - Depreciation is left off this schedule.

TOWN OF CAMP VERDE
Special Revenue & Capital Improvement Funds Report
FY17 - 3rd QTR ending March 2017

Capital Improvement Projects Fund

Projects	Actual	Annual Budget	Difference	% Left
Gym Roof	1,019	100,000	98,981	99%
Street Paving & Maint	467,606	400,000	(67,606)	-17%
Verde Lakes Dr. Culverts	67,515	67,515	0	0%
Finnie Flat Sidewalk	3,689	165,689	162,000	98%
Downtown Parking Lot	0	47,000	47,000	100%
Homestead Parkway Road	0	75,000	75,000	100%
Comm. Park Development	5,697	242,133	236,436	98%
Rezzonico Park	15,211	35,000	19,789	57%
CVMO Property & Evidence	30,662	35,000	4,338	12%
Pool Roof	0	24,000	24,000	100%
Courtroom Improvements	389,716	246,400	(143,316)	-58%
Finnie Flat Streetscape	31,763	75,000	43,237	58%
Town Kitchen Remodel	0	50,000	50,000	100%
Stormwater Projects	37,665	65,000	27,335	42%
Small Projects	38,909	59,786	20,877	35%
Net Exps	(1,089,452)	(1,687,523)	(598,071)	35%
Interest/Operating Transfers In	701,384	907,407	206,023	23%
Beginning Balance	551,200	951,299	400,099	42%
Remaining Funds	163,132	171,183	8,051	

Other Funds

	Exp's	Rev's	Net	Annual Budget	Difference	% Left
Court	1,760	14,610	12,850	34,270	21,420	63%
Grants (Funds 6 & 8)	152,012	149,164	(2,848)	(27,616)	(24,768)	90%
Library	1,337,513	144,604	(1,192,909)	(1,157,979)	34,930	-3%
Impact Fees	17,520	437	(17,083)	(121,464)	(104,381)	86%
Housing	0	14,461	14,461	(13,200)	(27,661)	100%
911	362	0	(362)	(2,143)	(1,781)	83%
Restricted Monies	19,551	47,910	28,359	(51,060)	(79,419)	100%
Debt	949,064	949,064	0	0	0	N/A

TOWN OF CAMP VERDE

Summary of .65% TPT

FY17

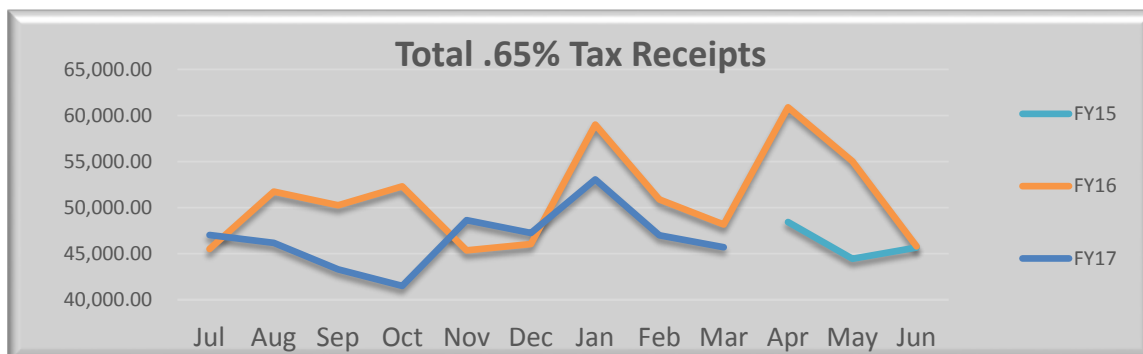
Net Available Revenues

<u>.65 Revenue by Period</u>	<u>Actual</u>	<u>Budget</u>	<u>Difference</u>
QTR1 (Jul-Sep)	\$ 134,366	\$ 145,750	\$ (11,384)
QTR2 (Oct-Dec)	\$ 135,170	\$ 145,750	\$ (10,580)
QTR3 (Jan-Mar)	\$ 143,366	\$ 145,750	\$ (2,384)
QTR4 (Apr-Jun)	\$ -	\$ 145,750	\$ (145,750)
FY17 .65 Revenue's	<u>\$ 412,902</u>	<u>\$ 583,000</u>	<u>\$ (170,098)</u>

Expense Allocation

<u>Project</u>	<u>Actual</u>	<u>Budget</u>	<u>Difference</u>
Street Improvements Project (Portion)	\$ 150,000	\$ 150,000	\$ -
New Community Park	\$ 5,697	\$ 242,133	\$ (236,436)
Rezzonico Park	\$ 14,564	\$ 35,000	\$ (20,436)
Finnie Flat Streetscape	\$ 31,763	\$ 75,000	\$ (43,237)
Verde Lakes Stormwater Projects	\$ 67,515	\$ 67,515	\$ -
Stormwater Projects	\$ 60,169	\$ 84,763	\$ (24,594)
Court Remodel (Portion)	\$ 170,716	\$ 50,000	\$ 120,716
Kitchen Remodel	\$ -	\$ 50,000	\$ (50,000)
Property & Evidence Room	\$ 30,662	\$ 35,000	\$ (4,338)
Homestead Parkway Road	\$ -	\$ 75,000	\$ (75,000)
Gym Roof	\$ 1,019	\$ 100,000	\$ (98,981)
Pool Roof	\$ -	\$ 24,000	\$ (24,000)
Wayfinding Signage	\$ -	\$ 20,000	\$ (20,000)
Town Network Equipment	\$ 16,278	\$ 15,000	\$ 1,278
Equipment Lease Payments	\$ 270,370	\$ 272,373	\$ (2,003)
FY17 Expense Total	<u>\$ 818,753</u>	<u>\$ 1,295,784</u>	<u>\$ (477,031)</u>
FY17 Net Balance	<u>\$ (405,851)</u>	<u>\$ (712,784)</u>	<u>\$ 306,933</u>

<i>FY16 Ending Balance</i>	\$ 452,929	\$ 452,929	\$ -
FY17 Ending Balance	<u>\$ 47,078</u>	<u>\$ (259,855)</u>	<u>\$ 306,933</u>




TOWN OF CAMP VERDE

As of March 31st, 2017

INVESTMENTS

Account	Balances at Mar 31st	FYTD Interest	EST'D FY ROI Annualized
Stifel Nicolaus	1,856,075	13,481.50	0.91%
LGIP	1,312,853	5,413.57	0.50%
Other Cash*	556,834	0.00	N/A
TOTAL	3,725,762	18,895.07	

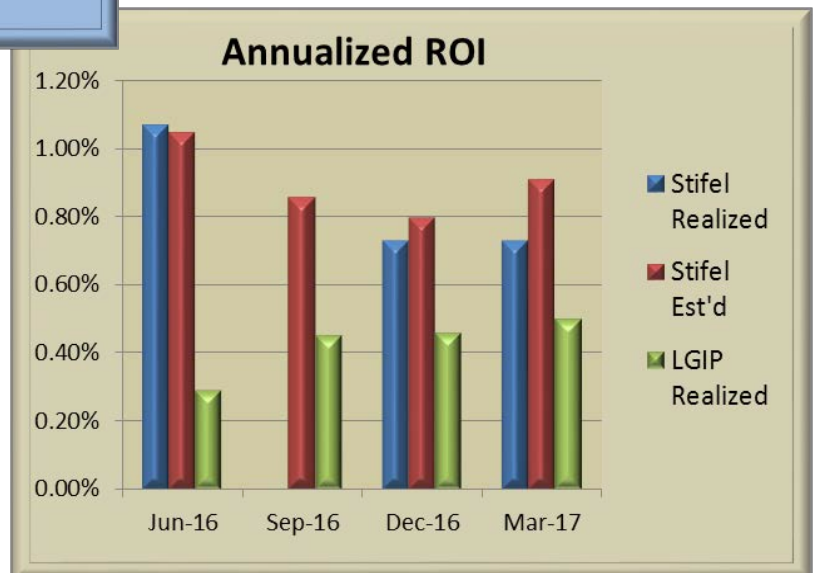
* - Does not include Sewer nor Agency Funds Cash.



Stifel Investment Info:
Avg. Maturity Length of Invest's
2.6 years
Current Exp'd Yield-to-Maturity
1.40%

Comparative Rates:

Bank Savings – .01% to 1.0%
2 YR Treasury Note Rate – 1.28%
5 YR Treasury Note Rate – 1.96%



TOWN OF CAMP VERDE

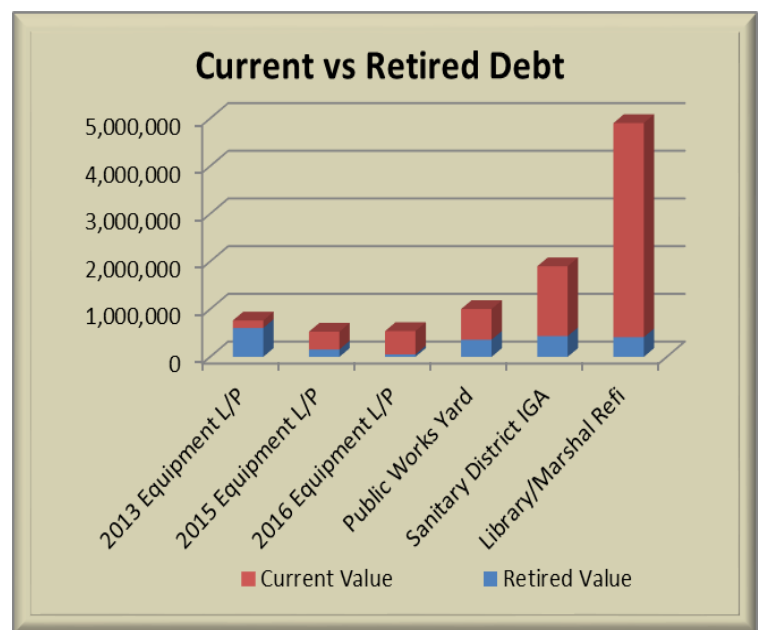
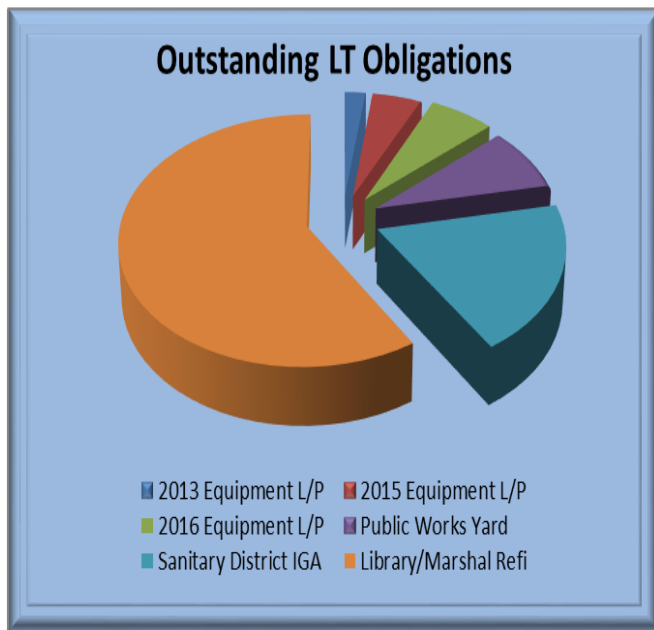
As of March 31st, 2017

LONG-TERM DEBT

Purpose	Type	Maturity	Original	Int Rate	FY17	Current	Next Disbursement		Debt
			Debt		Budget	Obligation	Amount	Date	Retired
2013 Equipment L/P	Note	1/28/2018	764,664	1.61%	160,382	157,471	79,691	7/28/2017	607,193
2015 Equipment L/P	Note	8/20/2020	530,000	1.79%	111,991	374,836	55,494	8/20/2017	155,164
2016 Equipment L/P	Note	8/1/2021	542,800	1.55%	140,000	489,862	56,560	8/1/2017	52,938
Public Works Yard	Bonds	7/1/2023	1,005,000	3.91%	106,479	643,856	94,329	7/1/2017	361,144
Sanitary District IGA	IGA Pledge	7/1/2032	1,902,000	3.34%	118,628	1,466,303	70,826	7/1/2017	435,697
Library/Marshal Refi	Bonds	7/1/2030	4,904,000	2.84%	453,090	4,491,000	392,772	7/20/2017	413,000

TOTALS

1,090,570 7,623,329 749,672



FY17 Debt Service Fund*

Category	Actual	Annual Budget	\$ Remaining	% Remaining
Principal Retired	725,005	725,010	5	0%
Interest Paid	221,458	221,460	2	0%
Misc Fees	2,600	4,100	1,500	37%
Total	949,063	950,570	1,507	0%

* - Does not include Wastewater Fund

TOWN OF CAMP VERDE
FT & PT Employee Listing
FY17 - 3rd QTR ending March 2017

General Administration

<u>Name</u>	<u>Hire Date</u>	<u>Position</u>	<u>Hrs</u>	<u>Class</u>
Russ Martin	8/9/2010	Town Manager	40	93
Barbara Bridge	10/22/2013	Admin Asst. 1	40	42
Virginia Jones	11/4/1996	Deputy Town Clerk	40	67
Steven Ayres	2/1/2013	Econ. Dev. Director	40	73
Saepyol (Sebra) Choe	12/28/2013	ED Specialist	40	39
Gaylene Allen	5/2/2013	Attendant	12	N/A
Geraldine Dillinger	6/19/2015	Attendant	12	N/A
Lynette Kovacovich	5/2/2013	Attendant	12	N/A
Mike Showers	7/18/2011	Finance Director	40	73
Jenifer McKinzie	6/23/2014	Finance Clerk	40	40
Linda Peterson	10/29/2012	Finance Clerk	40	40
Carol Brown	8/29/1994	Risk Manager	40	69

Municipal Court

<u>Name</u>	<u>Hire Date</u>	<u>Position</u>	<u>Hrs</u>	<u>Class</u>
Paul Schlegel	11/3/2014	Magistrate	24	N/A
Veronica Pineda	9/2/1997	Court Supervisor	40	50
Debbie Cordova	11/4/2013	Court Clerk	40	40
Teresa Goodwin	8/21/2007	Court Clerk	40	40
Denise Pitts	12/19/2016	Court Clerk	25	40
Nina Sanchez	10/29/2006	Court Clerk	40	40

Public Works

<u>Name</u>	<u>Hire Date</u>	<u>Position</u>	<u>Hrs</u>	<u>Class</u>
Ron Long	7/10/2006	Public Works Director	40	78
Troy Odell	5/28/2013	PW Deputy Director	40	72
Deborah Ranney	12/10/2007	Public Works Analyst	40	48
Mike Dumas	9/23/2002	Maintenance Foreman	40	48
David Russell	12/10/2012	Lead Maint. Worker	40	44
Jason Bishop	7/5/2016	Maintenance Worker	40	34
Stephen Diacik	9/3/2013	Maintenance Worker	40	34
Darrell Payne	10/10/2002	Maintenance Worker	40	34
Chris Schrouder	7/5/2016	Maintenance Worker	40	34

Public Works (Cont'd)

<u>Name</u>	<u>Hire Date</u>	<u>Position</u>	<u>Hrs</u>	<u>Class</u>
Yolanda Trahin	9/5/2000	Janitor	40	28
Maria Urias	8/10/2005	Janitor	40	28
Maria Marquez	11/17/2016	Janitor	19	28

Community Development

<u>Name</u>	<u>Hire Date</u>	<u>Position</u>	<u>Hrs</u>	<u>Class</u>
Carmen Howard	10/17/2016	Comm. Dev. Director	40	73
Robert Foreman	3/15/2006	Building Official	40	64
Melinda Lee	2/1/2017	Planner	40	59
Jonathan Rivero	8/28/2013	Building Inspector	40	46
Destiney Jones	7/5/2016	Permit Technician	40	42
Sandra Farrar	8/31/2015	Permit Technician	40	42
Jim Simons	8/9/2016	Code Enforcement/AC	40	45
Steve Ganis	11/19/1995	Code Enforcement/AC	40	42

Marshal's Office

<u>Name</u>	<u>Hire Date</u>	<u>Position</u>	<u>Hrs</u>	<u>Class</u>
Nancy Gardner	2/27/2012	Marshal	40	82
Oscar Berrelez	8/11/1996	Sergeant	40	62
Stephen Butler	7/11/2012	Sergeant	40	62
Laura Robinson	11/16/2011	Sergeant	40	62
Thomas Baizel	1/14/2007	Deputy	40	53
Jeff Bowers	1/14/2008	Deputy	40	53
Brandon Collins	8/7/2006	Deputy	40	53
David Freeman	10/31/2004	Deputy	40	53
Clinton Jackson	7/29/2013	Deputy	40	53
Daniel Jacobs	9/9/2013	Deputy	40	53
Michael Jardine	6/6/2016	Deputy	40	53
Steven McClure	2/13/2011	Deputy	40	53
Roscoe Owsley	1/6/2013	Deputy	40	53
Jeff Patten	3/4/2001	Deputy	40	53
John Reay	7/5/2016	Deputy	40	53
Dustin Richardson	6/23/2014	Deputy	40	53
Paul Rotzler	1/11/2015	Deputy	40	53
Michael Toporek	12/29/2013	Deputy	40	53
Erik Trahin	7/18/2016	Deputy	40	53
Darbie Martin	1/29/1998	Admin/Invest. Asst.	40	48
Mary Newton	12/15/1997	Dispatch Supervisor	40	48
Hanna Bower	10/31/2016	Dispatcher	40	43
Lana Stine	5/27/2012	Dispatcher	40	43
Debbie Hughes	8/1/1998	Dispatcher	40	43
Kelsey Jacobs	10/17/2016	Dispatcher	40	43

Marshal's Office (Cont'd)

<u>Name</u>	<u>Hire Date</u>	<u>Position</u>	<u>Hrs</u>	<u>Class</u>
Brittany Rohn	10/6/2014	Dispatcher	20	43
Jason Toogood	10/8/2006	Dispatcher	40	43
Susan Wason	4/26/2011	Disptacher	40	43
Alexis Walters	10/3/2016	Dispatcher	40	43
Cailin Yantis Lizotte	9/10/2007	Records Specialist	40	43
Andrea Ramirez	10/7/2013	Records Clerk	19	37

Library

<u>Name</u>	<u>Hire Date</u>	<u>Position</u>	<u>Hrs</u>	<u>Class</u>
Kathy Hellman	6/24/2012	Library Director	40	69
Nadia Torabi	2/16/2016	Library Specialist	40	49
Alice Gottschalk	1/3/2005	Library Specialist	40	39
Gerry Laurito	12/14/1999	Library Specialist	40	39
Carson Ralston	8/15/2016	Library Specialist	40	39
Jamie Rein	3/23/2017	Library Clerk	18	29
Wendy Cook-Roberts	6/19/2014	Library Clerk	18	29
Dee Thompson	5/12/2013	Library Clerk	18	29
Von Hatch	3/13/2016	Library Clerk	18	29
Zachary Garcia	1/3/2017	Library Specialist	24	39

Parks & Rec

<u>Name</u>	<u>Hire Date</u>	<u>Position</u>	<u>Hrs</u>	<u>Class</u>
Michael Marshall	12/27/2012	P&R Div. Manager	40	49
Shawna Figy	6/19/2016	Recreation Supervisor	40	49

Streets

<u>Name</u>	<u>Hire Date</u>	<u>Position</u>	<u>Hrs</u>	<u>Class</u>
Stacy Perry	10/14/2013	Streets Supervisor	40	56
Luis Trahin	4/15/1996	Streets Foreman	40	52
David Hammond	8/9/1998	Sr. Equipment Operator	40	43
Royce Allen	10/30/2006	Equipment Operator	40	39
Richard Cope	2/6/2012	Equipment Operator	40	39

Sewer

<u>Name</u>	<u>Hire Date</u>	<u>Position</u>	<u>Hrs</u>	<u>Class</u>
Jerry Tinagero	7/1/2014	Wastewater Manager	40	64
Marshall Davis	6/30/2013	Senior Wastewater Op.	40	48
Tracey Feltes	6/30/2013	Admin. Asst. 1	40	42
Joseph Calhoun	7/1/2014	Wastewater Operator	40	39
Russell Cron	6/30/2013	Wastewater Operator	40	39

Sewer (Cont'd)

<u>Name</u>	<u>Hire Date</u>	<u>Position</u>	<u>Hrs</u>	<u>Class</u>
Chet Teague	3/9/2015	Wastewater Operator	40	39

FT & PT Employee Count 92

FT Employee Count 79

Seasonal/Temp Workers are not included