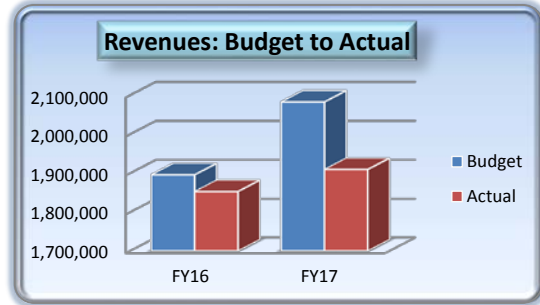


TOWN OF CAMP VERDE
General Fund Report
FY17 - 1st QTR ending September 2016

GENERAL FUND REVENUES

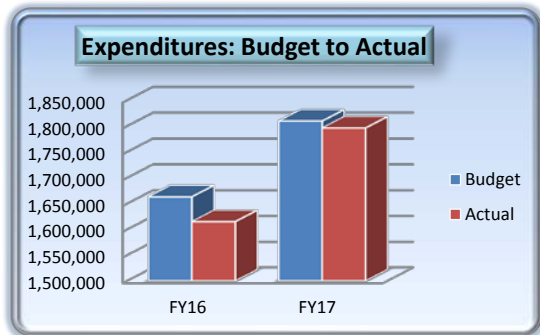
	FY 16-17 Budget	FY 16-17 Actual	% of Budget Received
Local Taxes	4,110,000	872,524	21%
Franchise Fees	257,000	89,124	35%
State Sales Tax	1,051,000	243,725	23%
Urban Revenue Sharing	1,365,600	341,402	25%
Vehicle License Tax	665,300	181,313	27%
Other Revenues	882,950	181,849	21%
TOTAL	8,331,850	1,909,937	23%



Town revenues for the quarter are 3% off budget mostly from local TPT revenues which are 4% (\$155K) off budget to date. While retail category revenues are actually up from last year, they have not yet increased to where they were budgeted. This is partially due to expected new business growth throughout the year which would be seen gradually as the year progresses. Furthermore, over the past 4 years, the first quarter revenues have been the lowest of the entire year. Still, local TPT revenues will be monitored monthly to determine if expense reductions are necessary.

GENERAL FUND EXPENDITURES by DEPARTMENT

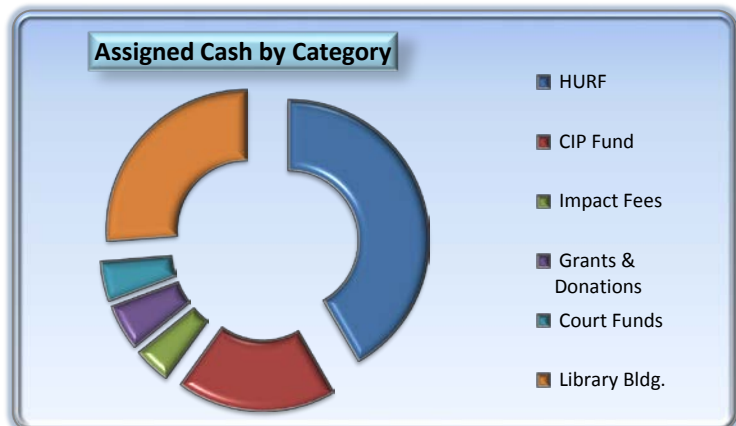
	FY 16-17 Budget	FY 16-17 Actual	% of Budget Expended
General Admin	1,904,695	484,605	25%
Court	350,475	84,221	24%
Public Works	894,695	208,509	23%
Community Development	529,140	108,167	20%
Marshall's Office	2,820,910	732,919	26%
Library	441,105	90,184	20%
Parks & Rec	298,545	87,851	29%
TOTAL	7,239,565	1,796,456	25%



Expenses for the 1st QTR are right on track with budget. With local TPT revenues down 4%, it may become necessary to hold off on some expense items. At this time, expenses should be kept below budgeted amounts with an eye towards possible areas to hold off spending should it be determined that spending reductions become necessary. Regardless, the Town is in excellent financial condition as we move forward with unassigned cash at \$2.2M as can be seen below.

CASH

Bank Accounts	
Pooled Checking	1,106,559
Payroll Checking	12,965
Stifel Investment	2,109,169
LGIP Investments	1,590,836
Library Sales	6,238
Revolving Home Loan	57,750
US Bank Accounts	174,982
Due from Sewer	63,530
TOTAL CASH	5,122,029
Assigned Cash	(2,897,426)
Unassigned Cash	2,224,603



TOWN OF CAMP VERDE
Functional Revenue & Expense Summaries
FY17 - 1st QTR ending September 2016

General Fund				
	<u>Actual</u>	<u>Annual Budget</u>	<u>\$ Remaining</u>	<u>% Remaining</u>
Revenues	1,909,937	8,331,850	6,421,913	77%
Wages & ERE	1,232,043	5,472,800	4,240,757	77%
Operational	498,539	1,764,305	1,265,766	72%
Capital	65,875	2,460	(63,415)	-2578%
Net Transfers Out/(In)	580,670	1,376,747	796,077	58%
Net	<u>(467,190)</u>	<u>(284,462)</u>	182,728	

HURF Fund				
	<u>Actual</u>	<u>Annual Budget</u>	<u>\$ Remaining</u>	<u>% Remaining</u>
Revenues	215,644	892,650	677,006	76%
Wages & ERE	71,470	340,735	269,265	79%
Operational	42,951	280,740	237,789	85%
Capital	4,857	12,000	7,143	60%
Net Transfers Out/(In)	130,877	601,162	470,285	78%
Net	<u>(34,511)</u>	<u>(341,987)</u>	<u>(307,476)</u>	

Sewer Fund*				
	<u>Actual</u>	<u>Annual Budget</u>	<u>\$ Remaining</u>	<u>% Remaining</u>
Operating Revenues	263,182	1,291,200	1,028,018	80%
Grants & Loan Funding	0	664,366	664,366	100%
Wages & ERE	132,164	566,325	434,161	77%
Operational	92,361	599,875	507,514	85%
Capital	36,017	1,548,847	1,512,830	98%
Net Transfers Out/(In)	0	(24,481)	(24,481)	100%
Net	<u>2,640</u>	<u>(735,000)</u>	<u>(737,640)</u>	

* - Depreciation is left off this schedule.

TOWN OF CAMP VERDE
Special Revenue & Capital Improvement Funds Report
FY17 - 1st QTR ending September 2016

Capital Improvement Projects Fund

Projects	Actual	Annual Budget	Difference	% Left
Gym Roof	1,019	100,000	98,981	99%
Street Paving & Maint	6,760	400,000	393,240	98%
Verde Lakes Dr. Culverts	0	67,515	67,515	100%
Finnie Flat Sidewalk	450	165,689	165,239	100%
Downtown Parking Lot	0	47,000	47,000	100%
Homestead Parkway Road	0	75,000	75,000	100%
Comm. Park Development	0	242,133	242,133	100%
Rezzonico Park	6,214	35,000	28,786	82%
CVMO Property & Evidence	0	35,000	35,000	100%
Pool Roof	0	24,000	24,000	100%
Courtroom Improvements	4,410	246,400	241,990	98%
Finnie Flat Streetscape	20,665	75,000	54,335	72%
Town Kitchen Remodel	0	50,000	50,000	100%
Stormwater Projects	1,005	65,000	63,995	98%
Small Projects	19,440	59,786	40,346	67%
Net Exps	(59,963)	(1,687,523)	(1,627,560)	96%
Interest/Operating Transfers In	0	800,801	800,801	100%
Beginning Balance	768,868	951,299	182,431	19%
Remaining Funds	708,905	64,577	(644,328)	

Other Funds

	Exp's	Rev's	Net	Annual Budget	Difference	% Left
Court	0	669	669	34,270	33,601	98%
Grants (Funds 6 & 8)	41,312	30,757	(10,555)	(27,616)	(17,061)	62%
Library	747,840	522	(747,318)	(1,157,979)	(410,661)	35%
Impact Fees	0	171	171	(121,464)	(121,635)	100%
Housing	0	4,219	4,219	(13,200)	(17,419)	100%
911	0	0	0	(2,143)	(2,143)	100%
Restricted Monies	2,958	16,737	13,779	(51,060)	(64,839)	100%
Debt	617,392	617,392	0	0	0	N/A

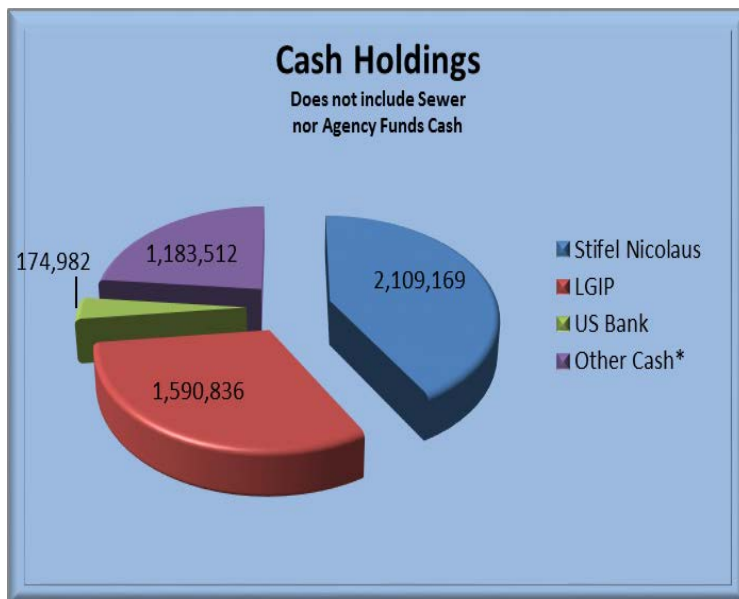
TOWN OF CAMP VERDE

As of September 30th, 2016

INVESTMENTS

Account	Balances at Sep 30th	FYTD Interest	FY ROI Annualized
Stifel Nicolaus	2,109,169	1,650.48	0.86%
LGIP	1,590,836	2,244.72	0.45%
US Bank	174,982	10.80	N/A
Other Cash*	1,183,512	0.00	N/A
TOTAL	5,058,499	3,906.00	

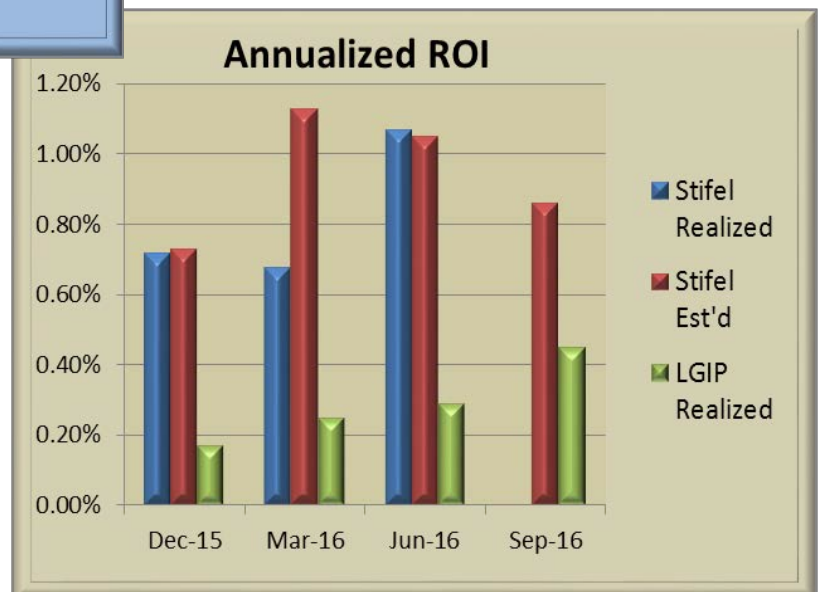
* - Does not include Sewer nor Agency Funds Cash.



Stifel Investment Info:
Avg. Maturity Length of Invest's
2.3 years
Current Exp'd Yield-to-Maturity
1.25%

Comparative Rates:

Bank Savings – .2% to 1.0%
2 YR Treasury Note Rate – 0.73%
5 YR Treasury Note Rate – 1.12%



TOWN OF CAMP VERDE

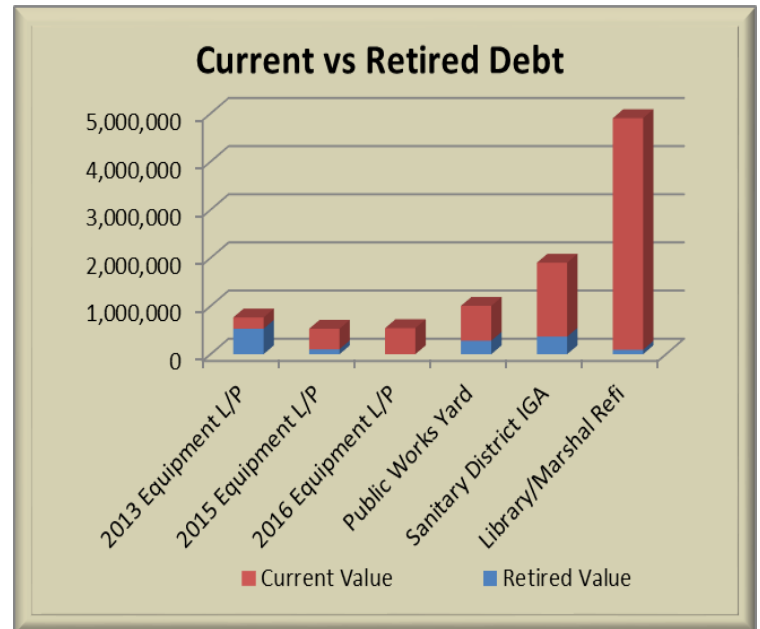
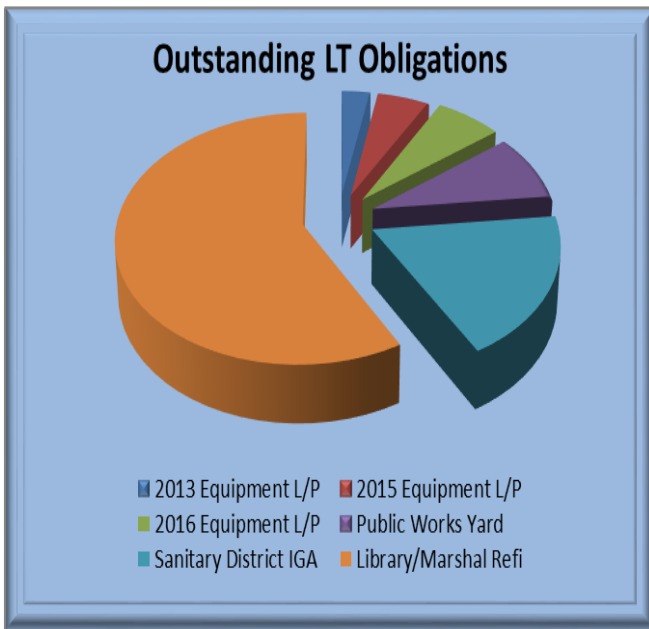
As of September 30th, 2016

LONG-TERM DEBT

Purpose	Type	Maturity	Original	Int Rate	FY17	Current	Next Disbursement		Debt
			Debt		Budget	Obligation	Amount	Date	Retired
2013 Equipment L/P	Note	1/28/2018	764,664	1.61%	160,382	235,261	79,691	1/28/2017	529,403
2015 Equipment L/P	Note	8/20/2020	530,000	1.79%	111,991	426,490	55,494	2/20/2017	103,510
2016 Equipment L/P	Note	8/1/2021	542,800	1.55%	140,000	542,800	56,560	2/1/2017	0
Public Works Yard	Bonds	7/1/2023	1,005,000	3.91%	106,479	722,522	92,791	7/1/2016	282,478
Sanitary District IGA	IGA Pledge	7/1/2032	1,902,000	3.34%	118,628	1,534,841	68,538	7/1/2016	367,159
Library/Marshal Refi	Bonds	7/1/2030	4,904,000	2.84%	453,090	4,811,000	388,316	7/20/2016	93,000

TOTALS

1,090,570 8,272,915 741,390



FY17 Debt Service Fund*

Category	Actual	Annual Budget	\$ Remaining	% Remaining
Principal Retired	595,563	725,010	129,447	18%
Interest Paid	114,883	221,460	106,577	48%
Misc Fees	1,100	4,100	3,000	73%
Total	711,546	950,570	239,024	25%

* - Does not include Wastewater Fund

TOWN OF CAMP VERDE
FT & PT Employee Listing
FY17 - 1st QTR ending September 2016

General Administration

<u>Name</u>	<u>Hire Date</u>	<u>Position</u>	<u>Hrs</u>	<u>Class</u>
Russ Martin	8/9/2010	Town Manager	40	93
Barbara Bridge	10/22/2013	Admin Asst. 1	40	42
Virginia Jones	11/4/1996	Deputy Town Clerk	40	67
Julie Scott	4/22/2014	Admin Asst. 1	40	42
Steven Ayres	2/1/2013	Econ. Dev. Director	40	73
Saepyo (Sebra) Choe	12/28/2013	ED Specialist	18	39
Gaylene Allen	5/2/2013	Attendant	12	N/A
Geraldine Dillinger	6/19/2015	Attendant	12	N/A
Lynette Kovacovich	5/2/2013	Attendant	12	N/A
Mike Showers	7/18/2011	Finance Director	40	73
Jenifer McKinzie	6/23/2014	Finance Clerk	40	40
Linda Peterson	10/29/2012	Finance Clerk	40	40
Carol Brown	8/29/1994	Risk Manager	40	69

Municipal Court

<u>Name</u>	<u>Hire Date</u>	<u>Position</u>	<u>Hrs</u>	<u>Class</u>
Paul Schlegel	11/3/2014	Magistrate	24	N/A
Veronica Pineda	9/2/1997	Court Supervisor	40	50
Debbie Cordova	11/4/2013	Court Clerk	40	40
Teresa Goodwin	8/21/2007	Court Clerk	40	40
Destiny Jones	7/5/2016	Court Clerk	40	40
Nina Sanchez	10/29/2006	Court Clerk	40	40

Public Works

<u>Name</u>	<u>Hire Date</u>	<u>Position</u>	<u>Hrs</u>	<u>Class</u>
Ron Long	7/10/2006	Public Works Director	40	78
Troy Odell	5/28/2013	PW Deputy Director	40	72
Deborah Ranney	12/10/2007	Public Works Analyst	40	48
Maria Morales-Manning	12/14/2015	Draftsperson	40	56
Mike Dumas	9/23/2002	Maintenance Foreman	40	48
David Russell	12/10/2012	Lead Maint. Worker	40	44
Jason Bishop	7/5/2016	Maintenance Worker	40	34
Stephen Diacik	9/3/2013	Maintenance Worker	40	34
Darrell Payne	10/10/2002	Maintenance Worker	40	34
Chris Schrouder	7/5/2016	Maintenance Worker	40	34
Yolanda Trahin	9/5/2000	Janitor	40	28

Maria Urias	8/10/2005	Janitor	40	28
-------------	-----------	---------	----	----

Community Development

<u>Name</u>	<u>Hire Date</u>	<u>Position</u>	<u>Hrs</u>	<u>Class</u>
Michael Jenkins	9/10/2007	Comm. Dev. Director	40	77
Robert Foreman	3/15/2006	Building Official	40	64
Kendall Welch	7/15/2013	Asst. Planner	40	42
Jonathan Rivero	8/28/2013	Building Inspector	40	46
Emily Diver	4/28/2014	Permit Technician	40	42
Sandra Farrar	8/31/2015	Permit Technician	40	42
Jim Simons	8/9/2016	Code Enforcement/AC	40	45

Marshal's Office

<u>Name</u>	<u>Hire Date</u>	<u>Position</u>	<u>Hrs</u>	<u>Class</u>
Nancy Gardner	2/27/2012	Marshal	40	82
Jacquelyn MacConnell	1/17/2016	Commander	40	72
Oscar Berrelez	8/11/1996	Sergeant	40	62
Stephen Butler	7/11/2012	Sergeant	40	62
Steven Ganis	11/19/1995	Sergeant	40	62
Laura Robinson	11/16/2011	Sergeant	40	62
Thomas Baizel	1/14/2007	Deputy	40	53
Jeff Bowers	1/14/2008	Deputy	40	53
Brandon Collins	8/7/2006	Deputy	40	53
David Freeman	10/31/2004	Deputy	40	53
Clinton Jackson	7/29/2013	Deputy	40	53
Daniel Jacobs	9/9/2013	Deputy	40	53
Michael Jardine	6/6/2016	Deputy	40	53
Steven McClure	2/13/2011	Deputy	40	53
Roscoe Owsley	1/6/2013	Deputy	40	53
Jeff Patten	3/4/2001	Deputy	40	53
John Reay	7/5/2016	Deputy	40	53
Dustin Richardson	6/23/2014	Deputy	40	53
Paul Rotzler	1/11/2015	Deputy	40	53
Michael Toporek	12/29/2013	Deputy	40	53
Erik Trahin	7/18/2016	Deputy	40	53
Darbie Martin	1/29/1998	Admin/Invest. Asst.	40	48
Mary Newton	12/15/1997	Dispatch Supervisor	40	48
Dorrie Cronk	6/11/2012	Dispatcher	40	43
Debbie Hughes	8/1/1998	Dispatcher	40	43
Brittany Rohn	10/6/2014	Dispatcher	40	43
Jason Toogood	10/8/2006	Dispatcher	40	43
Susan Wason	4/26/2011	Disptacher	40	43
Barbara Ratlief	12/13/2013	Disptacher	20	43
Cailin Yantis Lizotte	9/10/2007	Records Specialist	40	43

Library

<u>Name</u>	<u>Hire Date</u>	<u>Position</u>	<u>Hrs</u>	<u>Class</u>
Kathy Hellman	6/24/2012	Library Director	40	69
Nadia Torabi	2/16/2016	Library Specialist	40	49
Alice Gottschalk	1/3/2005	Library Specialist	40	39
Gerry Laurito	12/14/1999	Library Specialist	40	39
Carson Ralston	8/15/2016	Library Specialist	40	39
Denise Alm	5/12/2013	Library Clerk	18	29
Wendy Cook-Roberts	6/19/2014	Library Clerk	18	29
Dee Thompson	5/12/2013	Library Clerk	18	29
Von Hatch	3/13/2016	Library Clerk	18	29

Parks & Rec

<u>Name</u>	<u>Hire Date</u>	<u>Position</u>	<u>Hrs</u>	<u>Class</u>
Michael Marshall	12/27/2012	P&R Div. Manager	40	49
Shawna Figy	6/19/2016	Recreation Supervisor	40	49

Streets

<u>Name</u>	<u>Hire Date</u>	<u>Position</u>	<u>Hrs</u>	<u>Class</u>
Stacy Perry	10/14/2013	Streets Supervisor	40	56
Luis Trahin	4/15/1996	Streets Foreman	40	52
David Hammond	8/9/1998	Sr. Equipment Operator	40	43
Royce Allen	10/30/2006	Equipment Operator	40	39
Richard Cope	2/6/2012	Equipment Operator	40	39

Sewer

<u>Name</u>	<u>Hire Date</u>	<u>Position</u>	<u>Hrs</u>	<u>Class</u>
Jan Grogan	6/30/2013	Wastewater Manager	40	64
Marshall Davis	6/30/2013	Senior Wastewater Op.	40	48
Tracey Feltes	6/30/2013	Admin. Asst. 1	40	42
Joseph Calhoun	7/1/2014	Wastewater Operator	40	39
Russell Cron	6/30/2013	Wastewater Operator	40	39
Chet Teague	3/9/2015	Wastewater Operator	40	39
Jerry Tinagero	7/1/2014	Wastewater Operator	40	39

FT & PT Employee Count 92

FT Employee Count 81

Seasonal/Temp Workers are not included