

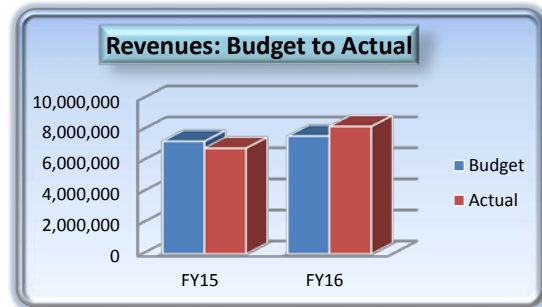
TOWN OF CAMP VERDE

General Fund Report

FY16 - 4th QTR ending June 2016

GENERAL FUND REVENUES

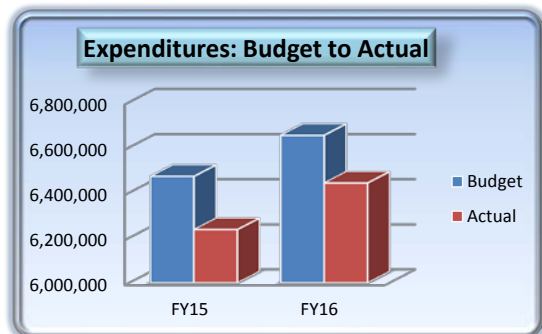
	FY 15-16 Budget	FY 15-16 Actual	% of Budget Received
Local Taxes	3,430,550	3,915,180	114%
Franchise Fees	275,500	285,835	104%
State Sales Tax	1,038,730	1,027,544	99%
Urban Revenue Sharing	1,309,100	1,309,108	100%
Vehicle License Tax	644,350	683,693	106%
Other Revenues	887,215	991,759	112%
TOTAL	7,585,445	8,213,119	108%



Town revenues finished very strong this year at 8% over budget (nearly \$628K over budget). Local tax revenues made up more than \$480K of that budget surplus due to strong retail and restaurant categories as well as our major construction projects this year. All revenue categories with the one exception of State Sales Tax are over budget for the year. While we are expecting a slowing growth pattern, Camp Verde is still holding onto a positive economic environment.

GENERAL FUND EXPENDITURES by DEPARTMENT

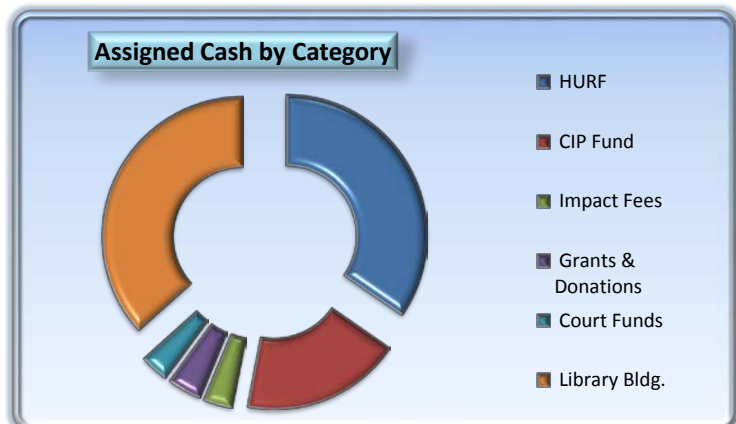
	FY 15-16 Budget	FY 15-16 Actual	% of Budget Expended
General Admin	1,650,242	1,679,862	102%
Court	373,153	358,019	96%
Public Works	846,517	825,312	97%
Community Development	482,783	417,252	86%
Marshall's Office	2,651,801	2,528,241	95%
Library	392,166	390,149	99%
Parks & Rec	257,652	244,389	95%
TOTAL	6,654,314	6,443,224	97%



Expenses for the Town are once again under budget for the year at roughly 3% below budget. That \$211K expense savings coupled with the revenue surplus of \$628K puts the Town \$839K to the positive for the year which can be seen in the Unassigned cash shown below of \$2.65M. We started this fiscal year with \$1.7M in unassigned cash. Frugal fiscal spending and conservative revenue budgeting have helped put the Town in a very secure position. The only category over budget on expenses is General Admin due to Legal Costs, Elections, IT Equip & Serv's & Business Incentive Increases.

CASH

Bank Accounts	
Pooled Checking	373,894
Payroll Checking	12,965
Stifel Investment	2,108,267
LGIP Investments	2,235,528
Library Sales	6,221
Revolving Home Loan	53,531
US Bank Accounts	1,343,045
Due from Sewer	334,018
TOTAL CASH	6,467,469
Assigned Cash	(3,812,305)
Unassigned Cash	2,655,164



TOWN OF CAMP VERDE
Functional Revenue & Expense Summaries
FY16 - 4th QTR ending June 2016

General Fund				
	<u>Actual</u>	<u>Annual Budget</u>	<u>\$ Remaining</u>	<u>% Remaining</u>
Revenues	8,213,119	7,585,445	(627,674)	-8%
Wages & ERE	4,900,579	5,092,602	192,023	4%
Operational	1,492,347	1,559,392	67,045	4%
Capital	50,298	2,320	(47,978)	-2068%
Net Transfers Out/(In)	861,185	957,656	96,471	10%
Net	<u>908,710</u>	<u>(26,525)</u>	<u>(935,235)</u>	

HURF Fund				
	<u>Actual</u>	<u>Annual Budget</u>	<u>\$ Remaining</u>	<u>% Remaining</u>
Revenues	884,433	857,300	(27,133)	-3%
Wages & ERE	328,727	348,839	20,112	6%
Operational	283,311	235,870	(47,441)	-20%
Capital	56,929	12,000	(44,929)	-374%
Net Transfers Out/(In)	244,810	531,932	287,122	54%
Net	<u>(29,344)</u>	<u>(271,341)</u>	<u>(241,997)</u>	

Sewer Fund*				
	<u>Actual</u>	<u>Annual Budget</u>	<u>\$ Remaining</u>	<u>% Remaining</u>
Operating Revenues	1,066,461	1,009,500	(56,961)	-6%
Grants & Loan Funding	316,450	804,884	488,434	61%
Wages & ERE	485,215	503,748	18,533	4%
Operational	448,071	555,475	107,404	19%
Capital	228,072	756,850	528,778	70%
Net	<u>221,553</u>	<u>(1,689)</u>	<u>(223,242)</u>	

* - Depreciation is left off this schedule.

TOWN OF CAMP VERDE
Special Revenue & Capital Improvement Funds Report
FY16 - 4th QTR ending June 2016

Capital Improvement Projects Fund

Projects	Actual	Annual Budget	Difference	% Left
Gym Roof	3,840	100,000	96,160	96%
Verde Lakes Dr. Culverts	32,311	137,400	105,089	76%
Finnie Flat Sidewalk	120,656	194,400	73,744	38%
Downtown Parking Lot	0	47,000	47,000	100%
Comm. Park Development	2,567	94,700	92,133	97%
Courtroom Improvements	42,657	269,000	226,343	84%
Finnie Flat Streetscape	56,048	75,000	18,952	25%
Hwy 260 Sewer	33,462	260,000	226,538	87%
Playground Equipment	48,914	50,000	1,086	2%
Vehicles & Equipment	522,968	0	(522,968)	#DIV/0!
Small Projects	74,529	72,112	(2,417)	-3%
Net Exps	(937,952)	(1,299,612)	(361,660)	28%
Interest/Operating Transfers In	1,185,785	888,223	(297,562)	-34%
Beginning Balance	405,029	411,389	6,360	2%
Remaining Funds	652,862	0	(652,862)	

Other Funds

	Exp's	Rev's	Net	Annual Budget	Difference	% Left
Parks	6,794	0	(6,794)	(6,794)	0	0%
Court	151,432	24,578	(126,854)	(112,332)	14,522	-13%
Grants (Funds 6 & 8)	385,174	396,110	10,936	(32,896)	(43,832)	133%
Yavapai Apache Monies	47,442	20,629	(26,813)	(21,072)	5,741	-27%
CDBG	296,022	296,022	0	0	0	N/A
Library	2,913,364	454,630	(2,458,734)	(3,623,159)	(1,164,425)	32%
Impact Fees	111,065	491	(110,574)	(232,101)	(121,527)	52%
Housing	18,070	16,803	(1,267)	(8,400)	(7,133)	85%
911	0	0	0	(2,143)	(2,143)	100%
Restricted Monies	5,210	10,353	5,143	(12,469)	(17,612)	141%
Debt	700,818	700,818	0	(1,341,559)	(1,341,559)	N/A


TOWN OF CAMP VERDE

As of June 30th, 2016

INVESTMENTS

Account	Balances at June 30th	FYTD Interest	FY ROI Annualized
Stifel Nicolaus	2,108,267	16,079.61	1.05%
LGIP	2,235,528	4,030.71	0.29%
US Bank	1,343,045	83.28	N/A
Other Cash*	780,629	16.44	N/A
TOTAL	6,467,469	20,210.04	

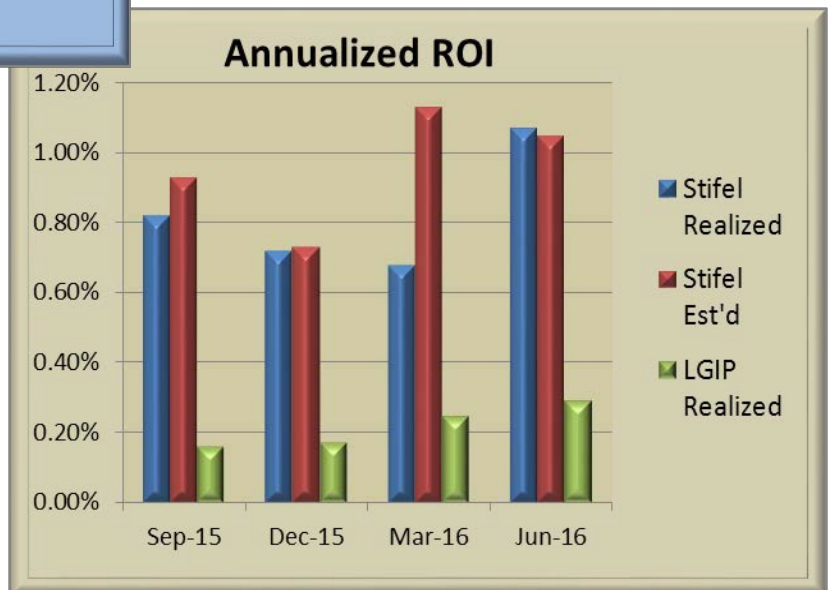
* - Does not include Sewer nor Agency Funds Cash.



Stifel Investment Info:
Avg. Maturity Length of Invest's
2.6 years
Current Exp'd Yield-to-Maturity
1.25%

Comparative Rates:

Bank Savings – .2% to 1.0%
2 YR Treasury Note Rate – 0.62%
5 YR Treasury Note Rate – 1.02%

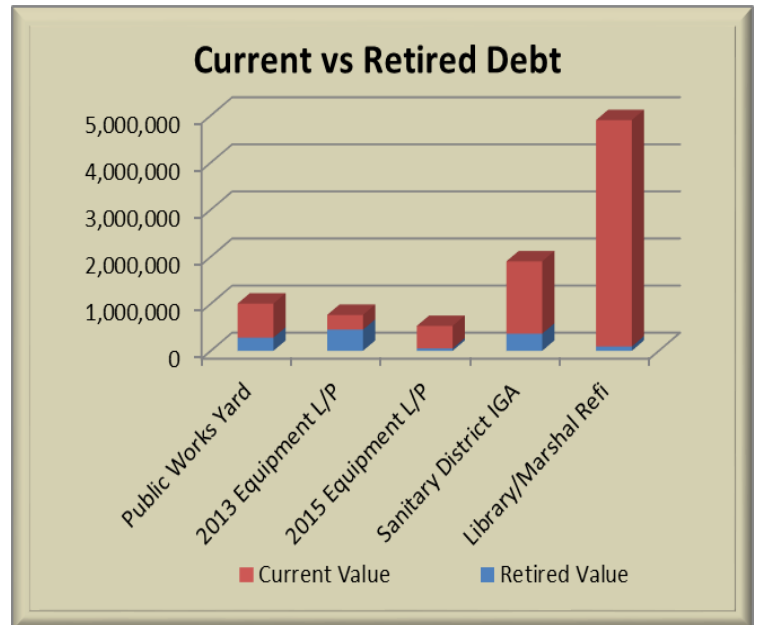
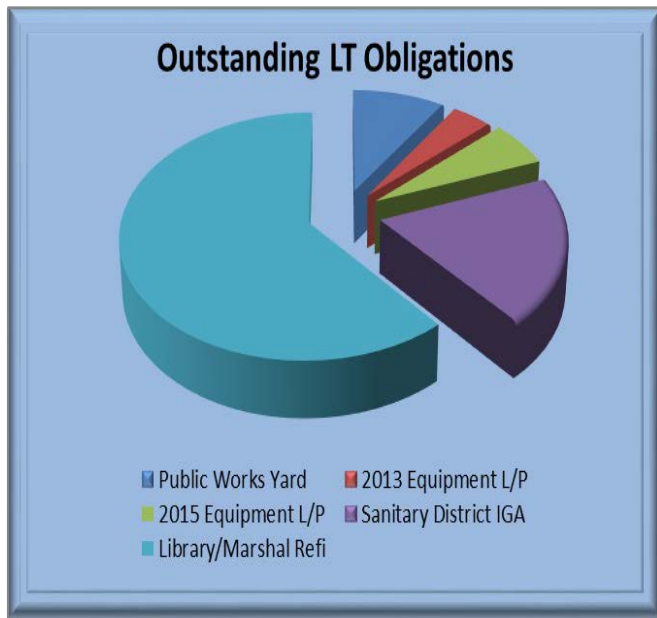


TOWN OF CAMP VERDE

As of June 30th, 2016

LONG-TERM DEBT

Purpose	Type	Maturity	Original	Int Rate	FY16	Current	Next Disbursement		Debt
			Debt		Budget	Obligation	Amount	Date	Retired
Public Works Yard	Bonds	7/1/2023	1,005,000	3.91%	106,537	722,522	92,791	7/1/2016	282,478
2013 Equipment L/P	Note	1/28/2018	764,664	1.61%	161,382	312,428	79,691	7/28/2016	452,236
2015 Equipment L/P	Note	8/20/2020	530,000	1.79%	115,000	477,683	55,494	8/20/2016	52,317
Sanitary District IGA	IGA Pledge	7/1/2032	1,902,000	3.34%	118,664	1,534,841	68,538	7/1/2016	367,159
Library/Marshal Refi	Bonds	7/1/2030	4,904,000	2.84%	265,451	4,811,000	388,316	7/20/2016	93,000
TOTALS					767,034	7,858,475	684,830		



FY16 Debt Service Fund

Category	Actual	Annual Budget	\$ Remaining	% Remaining
Principal Retired	1,749,829	1,809,014	59,185	3%
Interest Paid	291,364	294,479	3,115	1%
Misc Fees	1,100	5,100	4,000	78%
Total	2,042,293	2,108,593	66,300	3%

TOWN OF CAMP VERDE
FT & PT Employee Listing
FY16 - 4th QTR ending June 2016

General Administration

<u>Name</u>	<u>Hire Date</u>	<u>Position</u>	<u>Hrs</u>	<u>Class</u>
Russ Martin	8/9/2010	Town Manager	40	93
Virginia Jones	11/4/1996	Deputy Town Clerk	40	67
Julie Scott	4/22/2014	Admin Asst. 1	40	42
Steven Ayres	2/1/2013	Econ. Dev. Director	40	73
Barbara Bridge	10/22/2013	Admin Asst. 1	40	42
Gaylene Allen	5/2/2013	Attendant	12	N/A
Geraldine Dillinger	6/19/2015	Attendant	12	N/A
Lynette Kovacovich	5/2/2013	Attendant	12	N/A
Mary McCarthy	7/13/2015	Econ. Dev. Specialist	18	45
Mike Showers	7/18/2011	Finance Director	40	73
Linda Peterson	10/29/2012	Finance Clerk	40	40
Jenifer McKinzie	6/23/2014	Finance Clerk	40	40
Carol Brown	8/29/1994	Risk Manager	40	69

Municipal Court

<u>Name</u>	<u>Hire Date</u>	<u>Position</u>	<u>Hrs</u>	<u>Class</u>
Paul Schlegel	11/3/2014	Magistrate	24	N/A
Veronica Pineda	9/2/1997	Court Supervisor	40	50
Teresa Goodwin	8/21/2007	Court Clerk	40	40
Nina Sanchez	10/29/2006	Court Clerk	40	40
Debbie Cordova	11/4/2013	Court Clerk	40	40

Public Works

<u>Name</u>	<u>Hire Date</u>	<u>Position</u>	<u>Hrs</u>	<u>Class</u>
Ron Long	7/10/2006	Public Works Director	40	78
Troy Odell	5/28/2013	PW Deputy Director	40	72
Deborah Ranney	12/10/2007	Public Works Analyst	40	48
Maria Morales-Manning	12/14/2015	Draftsperson	40	56
Mike Dumas	9/23/2002	Maintenance Foreman	40	48
David Russell	12/10/2012	Lead Maint. Worker	40	44
Stephen Diacik	9/3/2013	Maintenance Worker	40	34
Darrell Payne	10/10/2002	Maintenance Worker	40	34
Yolanda Trahin	9/5/2000	Janitor	40	28
Maria Urias	8/10/2005	Janitor	40	28

Community Development

<u>Name</u>	<u>Hire Date</u>	<u>Position</u>	<u>Hrs</u>	<u>Class</u>
Michael Jenkins	9/10/2007	Comm. Dev. Director	40	77
Robert Foreman	3/15/2006	Building Official	40	64
Kendall Welch	7/15/2013	Asst. Planner	40	42
Jonathan Rivero	8/28/2013	Building Insprector	40	46
Emily Diver	4/28/2014	Permit Technician	40	42
Sandra Farrar	8/31/2015	Permit Technician	40	42
Cheryl Eichhorn	3/27/2016	Code Enforcement/AC	40	45

Marshal's Office

<u>Name</u>	<u>Hire Date</u>	<u>Position</u>	<u>Hrs</u>	<u>Class</u>
Nancy Gardner	2/27/2012	Marshal	40	82
Jacquelyn MacConnell	1/17/2016	Commander	40	72
Oscar Berrelez	8/11/1996	Sergeant	40	62
Stephen Butler	7/11/2012	Sergeant	40	62
Steven Ganis	11/19/1995	Sergeant	40	62
Laura Robinson	11/16/2011	Sergeant	40	62
Thomas Baizel	1/14/2007	Deputy	40	53
Jeff Bowers	1/14/2008	Deputy	40	53
Brandon Collins	8/7/2006	Deputy	40	53
David Freeman	10/31/2004	Deputy	40	53
Clinton Jackson	7/29/2013	Deputy	40	53
Daniel Jacobs	9/9/2013	Deputy	40	53
Steven McClure	2/13/2011	Deputy	40	53
Roscoe Owsley	1/6/2013	Deputy	40	53
Jeff Patten	3/4/2001	Deputy	40	53
Dustin Richardson	6/23/2014	Deputy	40	53
Paul Rotzler	1/11/2015	Deputy	40	53
Michael Toporek	12/29/2013	Deputy	40	53
Darbie Martin	1/29/1998	Admin/Invest. Asst.	40	48
Mary Newton	12/15/1997	Dispatch Supervisor	40	48
Dorrie Cronk	6/11/2012	Dispatcher	40	43
Debbie Hughes	8/1/1998	Dispatcher	40	43
Brittany Rohn	10/6/2014	Dispatcher	40	43
Lana Stine	5/27/2012	Dispatcher	40	43
Jason Toogood	10/8/2006	Dispatcher	40	43
Susan Wason	4/26/2011	Disptacher	40	43
Barbara Ratlief	12/13/2013	Disptacher	20	43
Cailin Yantis Lizotte	9/10/2007	Records Specialist	40	43
Andrea Ramirez	10/7/2013	Records Clerk	19	37

Library

<u>Name</u>	<u>Hire Date</u>	<u>Position</u>	<u>Hrs</u>	<u>Class</u>
Kathy Hellman	6/24/2012	Library Director	40	69
Nadia torabi	2/16/2016	Library Specialist	40	49
Jessica Cho	2/16/2016	Library Specialist	24	49
Alice Gottschalk	1/3/2005	Library Specialist	40	39
Gerry Laurito	12/14/1999	Library Specialist	40	39
Saepyol (Sebra) Choe	12/28/2013	Library Specialist	18	39
Denise Alm	5/12/2013	Library Clerk	18	29
Wendy Cook-Roberts	6/19/2014	Library Clerk	18	29
Dee Thompson	5/12/2013	Library Clerk	18	29
Von Hatch	3/13/2016	Library Clerk	18	29

Parks & Rec

<u>Name</u>	<u>Hire Date</u>	<u>Position</u>	<u>Hrs</u>	<u>Class</u>
Michael Marshall	12/27/2012	P&R Div. Manager	40	49
Shawna Figy	6/19/2016	Recreation Supervisor	40	49
Jon Caballero	5/22/2013	Pool Manager	28	32

Streets

<u>Name</u>	<u>Hire Date</u>	<u>Position</u>	<u>Hrs</u>	<u>Class</u>
Stacy Perry	10/14/2013	Streets Supervisor	40	56
Luis Trahin	4/15/1996	Streets Foreman	40	52
David Hammond	8/9/1998	Sr. Equipment Operator	40	43
Royce Allen	10/30/2006	Equipment Operator	40	39
Richard Cope	2/6/2012	Equipment Operator	40	39

Sewer

<u>Name</u>	<u>Hire Date</u>	<u>Position</u>	<u>Hrs</u>	<u>Class</u>
Jan Grogan	6/30/2013	Wastewater Manager	40	64
Marshall Davis	6/30/2013	Senior Wastewater Op.	40	48
Tracey Feltes	6/30/2013	Admin. Asst. 1	40	42
Joseph Calhoun	7/1/2014	Wastewater Operator	40	39
Russell Cron	6/30/2013	Wastewater Operator	40	39
Chet Teague	3/9/2015	Wastewater Operator	40	39
Jerry Tinagero	7/1/2014	Wastewater Operator	40	39

FT & PT Employee Count 89

FT Employee Count 75

Seasonal/Temp Workers are not included

Salary Schedule

The Town completed a Wage and Classification Study in 2008 with implementation of the recommendations on January 1, 2009. The Salary Range Table approved by the Town Council is listed below.

Range	MIN	MID	MAX		Range	MIN	MID	MAX
11	\$ 13,712	\$ 17,289	\$ 20,865		55	\$ 40,641	\$ 51,240	\$ 61,839
12	\$ 14,055	\$ 17,721	\$ 21,386		56	\$ 41,657	\$ 52,521	\$ 63,385
13	\$ 14,406	\$ 18,164	\$ 21,921		57	\$ 42,698	\$ 53,834	\$ 64,970
14	\$ 14,767	\$ 18,618	\$ 22,469		58	\$ 43,765	\$ 55,180	\$ 66,594
15	\$ 15,136	\$ 19,083	\$ 23,031		59	\$ 44,860	\$ 56,559	\$ 68,259
16	\$ 15,514	\$ 19,560	\$ 23,607		60	\$ 45,981	\$ 57,973	\$ 69,966
17	\$ 15,902	\$ 20,049	\$ 24,197		61	\$ 47,131	\$ 59,423	\$ 71,715
18	\$ 16,300	\$ 20,551	\$ 24,802		62	\$ 48,309	\$ 60,908	\$ 73,508
19	\$ 16,707	\$ 21,064	\$ 25,442		63	\$ 49,517	\$ 62,431	\$ 75,345
20	\$ 17,125	\$ 21,591	\$ 26,057		64	\$ 50,754	\$ 63,992	\$ 77,229
21	\$ 17,553	\$ 22,131	\$ 26,709		65	\$ 52,023	\$ 65,591	\$ 79,160
22	\$ 17,992	\$ 22,684	\$ 27,376		66	\$ 53,324	\$ 67,231	\$ 81,139
23	\$ 18,441	\$ 23,251	\$ 28,061		67	\$ 54,657	\$ 68,912	\$ 83,167
24	\$ 18,903	\$ 23,832	\$ 28,762		68	\$ 56,023	\$ 70,635	\$ 85,246
25	\$ 19,375	\$ 24,428	\$ 29,481		69	\$ 57,424	\$ 72,401	\$ 87,377
26	\$ 19,859	\$ 25,039	\$ 30,219		70	\$ 58,860	\$ 74,211	\$ 89,562
27	\$ 20,356	\$ 25,665	\$ 30,974		71	\$ 60,331	\$ 76,066	\$ 91,801
28	\$ 20,865	\$ 26,307	\$ 31,748		72	\$ 61,839	\$ 77,968	\$ 94,096
29	\$ 21,386	\$ 26,964	\$ 32,542		73	\$ 63,385	\$ 79,917	\$ 96,448
30	\$ 21,921	\$ 27,638	\$ 33,356		74	\$ 64,970	\$ 81,915	\$ 98,860
31	\$ 22,469	\$ 28,329	\$ 34,189		75	\$ 66,594	\$ 83,963	\$ 101,331
32	\$ 23,031	\$ 29,038	\$ 35,044		76	\$ 68,259	\$ 86,062	\$ 103,864
33	\$ 23,607	\$ 29,763	\$ 35,920		77	\$ 69,966	\$ 88,213	\$ 106,461
34	\$ 24,197	\$ 30,508	\$ 36,818		78	\$ 71,715	\$ 90,419	\$ 109,122
35	\$ 24,802	\$ 31,270	\$ 37,739		79	\$ 73,508	\$ 92,679	\$ 111,850
36	\$ 25,422	\$ 32,052	\$ 38,682		80	\$ 75,345	\$ 94,996	\$ 114,647
37	\$ 26,057	\$ 32,853	\$ 39,649		81	\$ 77,229	\$ 97,371	\$ 117,513
38	\$ 26,709	\$ 33,675	\$ 40,641		82	\$ 79,160	\$ 99,805	\$ 120,451
39	\$ 27,376	\$ 34,517	\$ 41,657		83	\$ 81,139	\$ 102,300	\$ 123,462
40	\$ 28,061	\$ 35,379	\$ 43,698		84	\$ 83,167	\$ 104,858	\$ 126,549
41	\$ 28,762	\$ 36,264	\$ 43,765		85	\$ 85,246	\$ 107,479	\$ 129,712
42	\$ 29,481	\$ 37,170	\$ 44,860		86	\$ 87,377	\$ 110,166	\$ 132,955
43	\$ 30,219	\$ 38,100	\$ 45,981		87	\$ 89,562	\$ 112,921	\$ 136,279
44	\$ 30,974	\$ 39,052	\$ 47,131		88	\$ 91,801	\$ 115,743	\$ 139,686
45	\$ 31,748	\$ 40,029	\$ 48,309		89	\$ 94,096	\$ 118,637	\$ 143,178
46	\$ 32,542	\$ 41,029	\$ 49,517		90	\$ 96,448	\$ 121,603	\$ 146,757
47	\$ 33,356	\$ 42,055	\$ 50,754		91	\$ 98,860	\$ 124,643	\$ 150,426
48	\$ 34,189	\$ 43,106	\$ 52,023		92	\$ 101,331	\$ 127,759	\$ 154,187
49	\$ 35,044	\$ 44,184	\$ 53,324		93	\$ 103,864	\$ 130,953	\$ 158,042
50	\$ 35,920	\$ 45,289	\$ 54,657		94	\$ 106,461	\$ 134,227	\$ 161,993
51	\$ 36,818	\$ 46,421	\$ 56,023		95	\$ 109,122	\$ 137,583	\$ 166,043
52	\$ 37,739	\$ 47,581	\$ 57,424		96	\$ 111,850	\$ 141,022	\$ 170,194
53	\$ 38,682	\$ 48,771	\$ 58,860		97	\$ 114,647	\$ 144,548	\$ 174,449
54	\$ 39,649	\$ 49,990	\$ 60,331		98	\$ 117,513	\$ 148,161	\$ 178,810