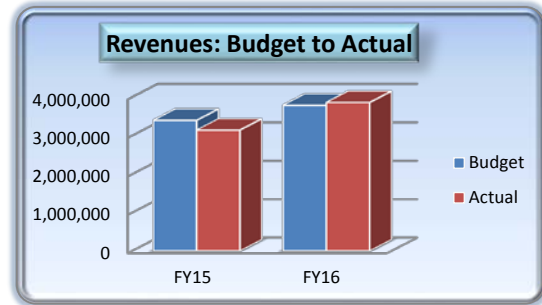


TOWN OF CAMP VERDE
General Fund Report
FY16 - 2nd QTR ending December 2015

GENERAL FUND REVENUES

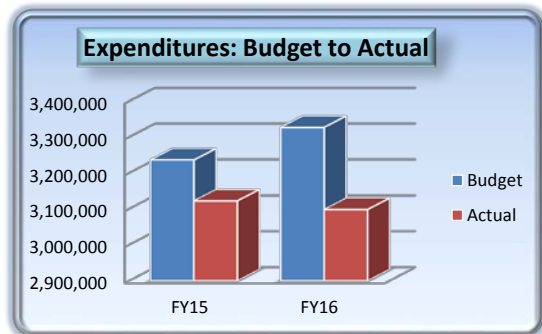
| | FY 15-16 Budget | FY 15-16 Actual | % of Budget Received |
|-----------------------|--------------------|--------------------|-------------------------|
| Local Taxes | 3,430,550 | 1,901,697 | 55% |
| Franchise Fees | 275,500 | 153,371 | 56% |
| State Sales Tax | 1,038,730 | 495,767 | 48% |
| Urban Revenue Sharing | 1,309,100 | 654,554 | 50% |
| Vehicle License Tax | 644,350 | 331,670 | 51% |
| Other Revenues | 887,215 | 324,935 | 37% |
| TOTAL | 7,585,445 | 3,861,994 | 51% |



The Town's revenues are still coming in very strong for the first half of the year. Our City sales tax is \$186K over budget for the 6 month period. The State sales tax numbers are 2% short which amounts just under \$24K under budget. While some of this increase can be attributed to new construction, the vast majority of the increases are in retail. Monthly amounts are fairly consistent with only two month's seemingly out of sync with the rest, but these were really due to a non-local company's reporting error and subsequent correction in the following month.

GENERAL FUND EXPENDITURES by DEPARTMENT

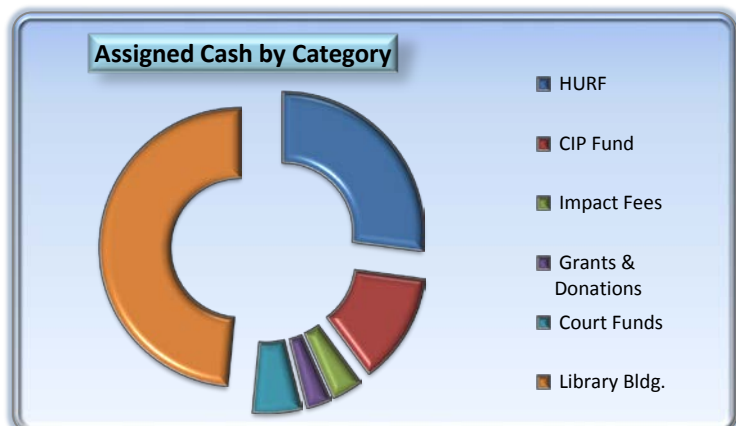
| | FY 15-16 Budget | FY 15-16 Actual | % of Budget Expended |
|-----------------------|--------------------|--------------------|-------------------------|
| General Admin | 1,650,242 | 815,765 | 49% |
| Court | 373,153 | 171,481 | 46% |
| Public Works | 846,517 | 389,327 | 46% |
| Community Development | 482,783 | 206,571 | 43% |
| Marshall's Office | 2,651,801 | 1,210,636 | 46% |
| Library | 392,166 | 187,391 | 48% |
| Parks & Rec | 257,652 | 117,102 | 45% |
| TOTAL | 6,654,314 | 3,098,273 | 47% |



While general revenues are coming in well over budget, departmental expenses have been kept under budget putting the Town in a very strong position so far this year. While general admin and Library departments are spending right at their budget levels (49%), the remaining departments are averaging right at about 5% savings to date for the year. Total expenses in the general fund are nearly \$229K under budget. When combined with revenues, the Town is nearly \$300K ahead of budget.

CASH

| Bank Accounts | |
|------------------------|--------------------|
| Pooled Checking | 789,947 |
| Payroll Checking | 12,835 |
| Stifel Investment | 2,090,880 |
| LGIP Investments | 975,865 |
| Library Sales | 5,926 |
| Revolving Home Loan | 44,599 |
| US Bank Accounts | 2,578,463 |
| Due from Sewer | 37,792 |
| TOTAL CASH | 6,536,307 |
| Assigned Cash | (4,685,957) |
| Unassigned Cash | 1,850,350 |



TOWN OF CAMP VERDE
Functional Revenue & Expense Summaries
FY16 - 2nd QTR ending December 2015

| General Fund | | | | |
|------------------------|----------------|----------------------|---------------------|--------------------|
| | <u>Actual</u> | <u>Annual Budget</u> | <u>\$ Remaining</u> | <u>% Remaining</u> |
| Revenues | 3,861,994 | 7,585,445 | 3,723,451 | 49% |
| Wages & ERE | 2,325,214 | 5,092,602 | 2,767,388 | 54% |
| Operational | 753,677 | 1,559,392 | 805,715 | 52% |
| Capital | 19,382 | 2,320 | (17,062) | -735% |
| Net Transfers Out/(In) | 456,147 | 957,656 | 501,509 | 52% |
| Net | <u>307,574</u> | <u>(26,525)</u> | <u>(334,099)</u> | |

| HURF Fund | | | | |
|------------------------|-----------------|----------------------|---------------------|--------------------|
| | <u>Actual</u> | <u>Annual Budget</u> | <u>\$ Remaining</u> | <u>% Remaining</u> |
| Revenues | 419,922 | 857,300 | 437,378 | 51% |
| Wages & ERE | 156,925 | 348,839 | 191,914 | 55% |
| Operational | 160,188 | 235,870 | 75,682 | 32% |
| Capital | 0 | 12,000 | 12,000 | 100% |
| Net Transfers Out/(In) | 171,328 | 531,932 | 360,604 | 68% |
| Net | <u>(68,519)</u> | <u>(271,341)</u> | <u>(202,822)</u> | |

| Sewer Fund* | | | | |
|-----------------------|----------------|----------------------|---------------------|--------------------|
| | <u>Actual</u> | <u>Annual Budget</u> | <u>\$ Remaining</u> | <u>% Remaining</u> |
| Operating Revenues | 501,882 | 1,009,500 | 507,618 | 50% |
| Grants & Loan Funding | 184,055 | 804,884 | 620,829 | 77% |
| Wages & ERE | 219,214 | 503,748 | 284,534 | 56% |
| Operational | 215,708 | 555,475 | 339,767 | 61% |
| Capital | 130,735 | 756,850 | 626,115 | 83% |
| Net | <u>120,280</u> | <u>(1,689)</u> | <u>(121,969)</u> | |

* - Depreciation is left off this schedule.

TOWN OF CAMP VERDE
Special Revenue & Capital Improvement Funds Report
FY16 - 2nd QTR ending December 2015

Capital Improvement Projects Fund

| Projects | Actual | Annual Budget | Difference | % Left |
|---------------------------------|---------------|----------------------|-------------------|---------------|
| Gym Roof | 0 | 100,000 | 100,000 | 100% |
| Verde Lakes Dr. Culverts | 0 | 137,400 | 137,400 | 100% |
| Finnie Flat Sidewalk | 5,820 | 194,400 | 188,580 | 97% |
| Downtown Parking Lot | 0 | 47,000 | 47,000 | 100% |
| Comm. Park Development | 0 | 94,700 | 94,700 | 100% |
| Courtroom Improvements | 21,400 | 269,000 | 247,600 | 92% |
| Finnie Flat Streetscape | 0 | 75,000 | 75,000 | 100% |
| Hwy 260 Sewer | 0 | 260,000 | 260,000 | 100% |
| Playground Equipment | 48,914 | 50,000 | 1,086 | 2% |
| Small Projects | 34,473 | 72,112 | 37,639 | 52% |
| Net Exps | (110,607) | (1,299,612) | (1,189,005) | 91% |
| Interest/Operating Transfers In | 74,820 | 888,223 | 813,403 | 92% |
| Beginning Balance | 405,029 | 411,389 | 6,360 | 2% |
| Remaining Funds | 369,242 | 0 | (369,242) | |

Other Funds

| | Exp's | Rev's | Net | Annual Budget | Difference | % Left |
|-----------------------|--------------|--------------|-------------|----------------------|-------------------|---------------|
| Parks | 6,794 | 0 | (6,794) | (6,794) | 0 | 0% |
| Court | 0 | 7,259 | 7,259 | (112,332) | (119,591) | 106% |
| Grants (Funds 6 & 8) | 233,688 | 261,919 | 28,231 | (32,896) | (61,127) | 186% |
| Yavapai Apache Monies | 16,875 | 0 | (16,875) | (21,072) | (4,197) | 20% |
| CDBG | 296,022 | 3,038 | (292,984) | 0 | 292,984 | N/A |
| Library | 1,355,504 | 70 | (1,355,434) | (3,623,159) | (2,267,725) | 63% |
| Impact Fees | 69,000 | 259 | (68,741) | (232,101) | (163,360) | 70% |
| Housing | 18,070 | 7,871 | (10,199) | (8,400) | 1,799 | -21% |
| 911 | 0 | 0 | 0 | (2,143) | (2,143) | 100% |
| Donations | 724 | 1,839 | 1,115 | (12,469) | (13,584) | 109% |
| Debt | 1,986,799 | 645,324 | (1,341,475) | (1,341,559) | (84) | N/A |

TOWN OF CAMP VERDE

Summary of .65% TPT

FY16

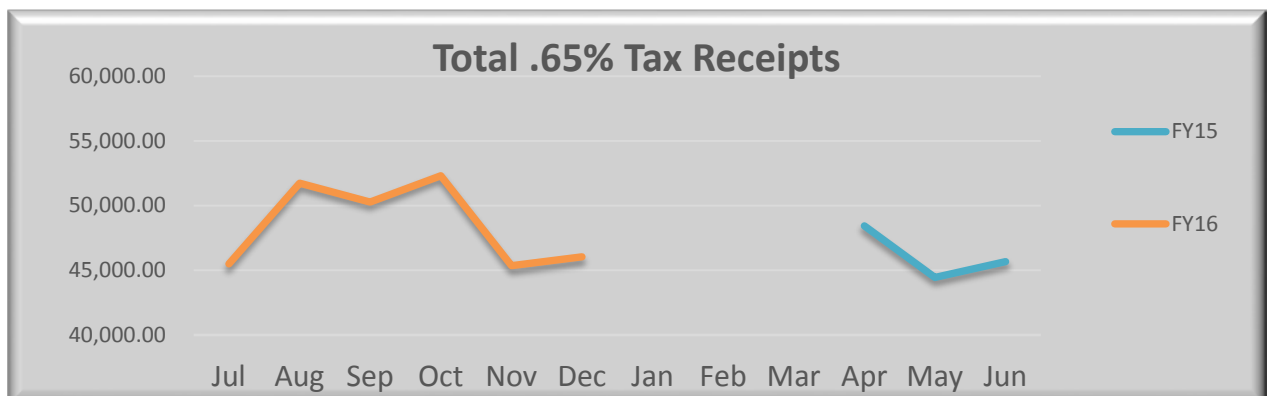
Net Revenues

| Revenue Period | Actual | Budget | Difference |
|---------------------------|-------------------|-------------------|---------------------|
| QTR1 (Jul-Sep) | \$ 147,432 | \$ 136,858 | \$ 10,574 |
| QTR2 (Oct-Dec) | \$ 140,494 | \$ 136,858 | \$ 3,636 |
| QTR3 (Jan-Mar) | \$ - | \$ 136,858 | \$ (136,858) |
| QTR4 (Apr-Jun) | \$ - | \$ 136,858 | \$ (136,858) |
| FY16 Revenue Total | \$ 287,926 | \$ 547,432 | \$ (259,506) |

Expense Allocation

| Project | Actual | Budget | Difference |
|----------------------------------|-------------------|-------------------|---------------------|
| Hwy 260 Sewer Extention Plans | \$ - | \$ 60,000 | \$ (60,000) |
| Hwy 260 Sewer Sleeves Expansion | \$ - | \$ 200,000 | \$ (200,000) |
| Re-roof Town Gym | \$ - | \$ 100,000 | \$ (100,000) |
| Court Remodel | \$ - | \$ 50,000 | \$ (50,000) |
| Butler Park Playground Equipment | \$ 48,914 | \$ 50,000 | \$ (1,086) |
| Finnie Flat Streetscape | \$ - | \$ 75,000 | \$ (75,000) |
| FY16 Expense Total | \$ 48,914 | \$ 535,000 | \$ (486,086) |
| FY16 Net Balance | \$ 239,012 | \$ 12,432 | \$ 226,580 |

| | | | |
|----------------------------|-------------------|-------------------|-------------------|
| <i>FY15 Ending Balance</i> | \$ 120,370 | \$ 120,370 | \$ - |
| FY16 Ending Balance | \$ 359,382 | \$ 132,802 | \$ 226,580 |




TOWN OF CAMP VERDE

As of December 31st, 2015

INVESTMENTS

| Account | Balances at Dec 31st | FYTD Interest | FY ROI Annualized |
|-----------------|-------------------------|------------------|----------------------|
| Stifel Nicolaus | 2,090,880 | 7,196.80 | 0.72% |
| LGIP | 975,865 | 914.79 | 0.20% |
| US Bank | 2,578,463 | 49.90 | N/A |
| Other Cash* | 853,307 | 6.10 | N/A |
| TOTAL | 6,498,515 | 8,167.59 | |

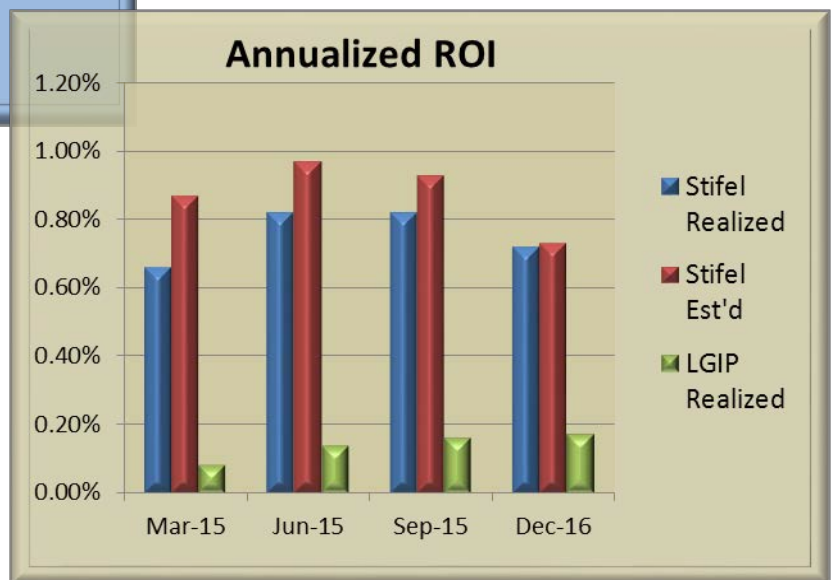
* - Does not include Sewer nor Agency Funds Cash.



Stifel Investment Info:
Avg. Maturity Length of Inv's
1.9 years
Current Exp'd Yield-to-Maturity
.96%

Comparative Rates:

Bank Savings – .05% to .2%
2 YR Treasury Note Rate – 1.07%
5 YR Treasury Note Rate – 1.79%

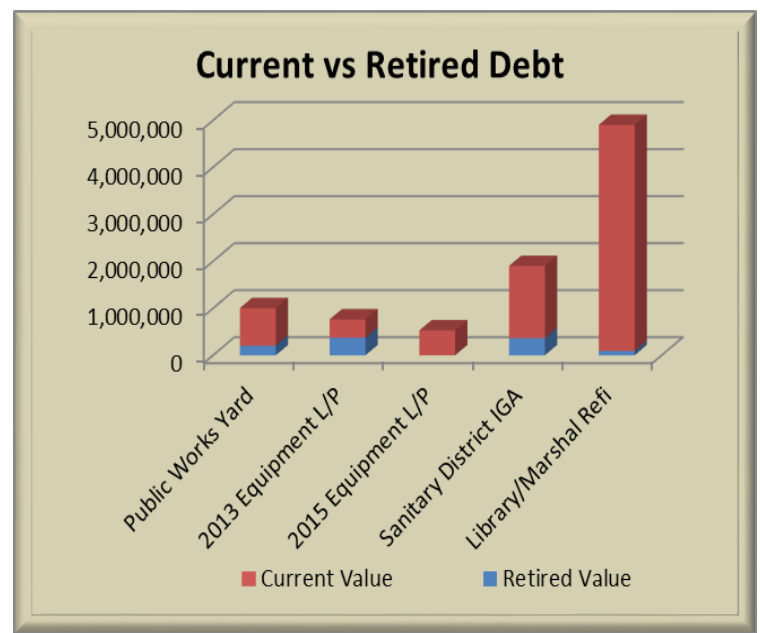
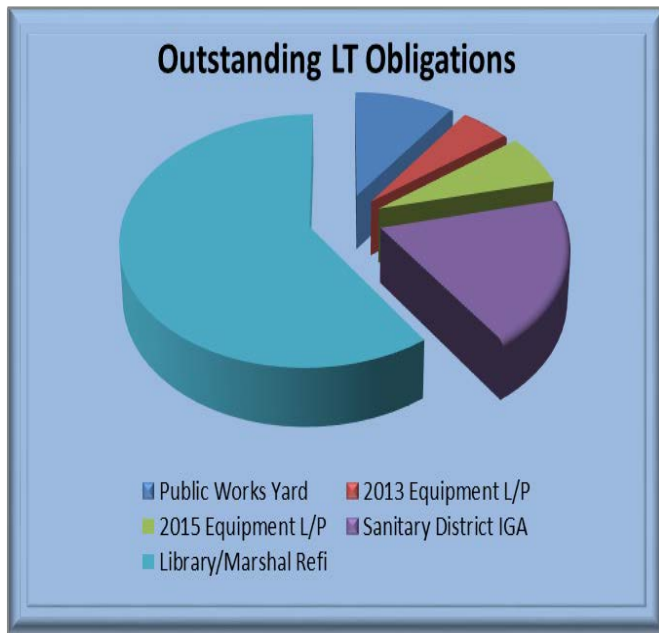


TOWN OF CAMP VERDE

As of December 31st, 2015

LONG-TERM DEBT

| Purpose | Type | Maturity | Original | Int Rate | FY16 | Current | Next Disbursement | | Debt |
|-----------------------|------------|-----------|-----------|----------|----------------|------------------|-------------------|-----------|---------|
| | | | Debt | | Budget | Obligation | Amount | Date | Retired |
| Public Works Yard | Bonds | 7/1/2023 | 1,005,000 | 3.91% | 106,537 | 798,228 | 91,311 | 1/1/2016 | 206,772 |
| 2013 Equipment L/P | Note | 1/28/2018 | 764,664 | 1.61% | 161,382 | 388,977 | 79,691 | 1/28/2016 | 375,687 |
| 2015 Equipment L/P | Note | 8/20/2020 | 530,000 | 1.79% | 115,000 | 530,000 | 55,494 | 2/20/2016 | 0 |
| Sanitary District IGA | IGA Pledge | 7/1/2032 | 1,902,000 | 3.34% | 118,664 | 1,534,841 | 25,617 | 1/1/2016 | 367,159 |
| Library/Marshal Refi | Bonds | 7/1/2030 | 4,904,000 | 2.84% | 265,451 | 4,811,000 | 195,134 | 1/20/2016 | 93,000 |
| TOTALS | | | | | 767,034 | 8,063,047 | 447,247 | | |



FY16 Debt Service Fund

| Category | Actual | Annual Budget | \$ Remaining | % Remaining |
|-------------------|------------------|------------------|----------------|-------------|
| Principal Retired | 1,620,964 | 1,809,014 | 188,050 | 10% |
| Interest Paid | 176,985 | 294,479 | 117,494 | 40% |
| Misc Fees | 1,100 | 5,100 | 4,000 | 78% |
| Total | 1,799,049 | 2,108,593 | 309,544 | 15% |

TOWN OF CAMP VERDE
FT & PT Employee Listing
FY16 - 2nd QTR ending December 2015

General Administration

| <u>Name</u> | <u>Hire Date</u> | <u>Position</u> | <u>Hrs</u> | <u>Class</u> |
|--------------------|------------------|-----------------------|------------|--------------|
| Russ Martin | 8/9/2010 | Town Manager | 40 | 93 |
| Virginia Jones | 11/4/1996 | Deputy Town Clerk | 40 | 67 |
| Julie Scott | 4/22/2014 | Admin Asst. 1 | 40 | 42 |
| Steven Ayres | 2/1/2013 | Econ. Dev. Director | 40 | 73 |
| Barbara Bridge | 10/22/2013 | Admin Asst. 1 | 40 | 42 |
| Gaylene Allen | 5/2/2013 | Attendant | 12 | N/A |
| Lynette Kovacovich | 5/2/2013 | Attendant | 12 | N/A |
| Mary McCarthy | 7/13/2015 | Econ. Dev. Specialist | 18 | 45 |
| Mike Showers | 7/18/2011 | Finance Director | 40 | 73 |
| Jenifer McKinzie | 6/23/2014 | Finance Clerk | 40 | 40 |
| Linda Peterson | 10/29/2012 | Finance Clerk | 40 | 40 |
| Carol Brown | 8/29/1994 | Risk Manager | 40 | 69 |

Municipal Court

| <u>Name</u> | <u>Hire Date</u> | <u>Position</u> | <u>Hrs</u> | <u>Class</u> |
|-----------------|------------------|------------------|------------|--------------|
| Paul Schlegel | 11/3/2014 | Magistrate | 24 | N/A |
| Veronica Pineda | 9/2/1997 | Court Supervisor | 40 | 50 |
| Teresa Goodwin | 8/21/2007 | Court Clerk | 40 | 40 |
| Nina Sanchez | 10/29/2006 | Court Clerk | 40 | 40 |
| Debbie Cordova | 11/4/2013 | Court Clerk | 40 | 40 |
| Lauren Waite | 6/23/2014 | Court Clerk | 40 | 40 |

Public Works

| <u>Name</u> | <u>Hire Date</u> | <u>Position</u> | <u>Hrs</u> | <u>Class</u> |
|-----------------------|------------------|-----------------------|------------|--------------|
| Ron Long | 7/10/2006 | Public Works Director | 40 | 78 |
| Troy Odell | 5/28/2013 | PW Deputy Director | 40 | 72 |
| Deborah Ranney | 12/10/2007 | Public Works Analyst | 40 | 48 |
| Maria Morales-Manning | 12/14/2015 | Draftsperson | 40 | 56 |
| Mike Dumas | 9/23/2002 | Maintenance Foreman | 40 | 48 |
| David Russell | 12/10/2012 | Lead Maint. Worker | 40 | 44 |
| Stephen Diacik | 9/3/2013 | Maintenance Worker | 40 | 34 |
| Darrell Payne | 10/10/2002 | Maintenance Worker | 40 | 34 |
| Jonathan Rivero | 8/28/2013 | Maintenance Worker | 40 | 34 |
| Yolanda Trahin | 9/5/2000 | Janitor | 40 | 28 |
| Maria Urias | 8/10/2005 | Janitor | 40 | 28 |

Community Development

| <u>Name</u> | <u>Hire Date</u> | <u>Position</u> | <u>Hrs</u> | <u>Class</u> |
|-----------------|------------------|---------------------|------------|--------------|
| Michael Jenkins | 9/10/2007 | Comm. Dev. Director | 40 | 77 |
| Robert Foreman | 3/15/2006 | Building Official | 40 | 64 |
| Kendall Welch | 7/15/2013 | Permit Technician | 40 | 42 |
| Emily Diver | 4/28/2014 | Permit Technician | 40 | 42 |
| Sandra Farrar | 8/31/2015 | Permit Technician | 40 | 42 |
| Sarah Kramme | 11/30/2015 | Permit Technician | 25 | 42 |
| David Marshal | 11/12/2013 | Code Enforcement/AC | 40 | 45 |

Marshal's Office

| <u>Name</u> | <u>Hire Date</u> | <u>Position</u> | <u>Hrs</u> | <u>Class</u> |
|-----------------------|------------------|---------------------|------------|--------------|
| Nancy Gardner | 2/27/2012 | Marshal | 40 | 82 |
| Oscar Berrelez | 8/11/1996 | Sergeant | 40 | 62 |
| Stephen Butler | 7/11/2012 | Sergeant | 40 | 62 |
| Steven Ganis | 11/19/1995 | Sergeant | 40 | 62 |
| Laura Robinson | 11/16/2011 | Sergeant | 40 | 62 |
| Thomas Baizel | 1/14/2007 | Deputy | 40 | 53 |
| Jeff Bowers | 1/14/2008 | Deputy | 40 | 53 |
| Brandon Collins | 8/7/2006 | Deputy | 40 | 53 |
| David Freeman | 10/31/2004 | Deputy | 40 | 53 |
| Richard Grimes | 2/9/2015 | Deputy | 40 | 53 |
| Clinton Jackson | 7/29/2013 | Deputy | 40 | 53 |
| Daniel Jacobs | 9/9/2013 | Deputy | 40 | 53 |
| Steven McClure | 2/13/2011 | Deputy | 40 | 53 |
| Roscoe Owsley | 1/6/2013 | Deputy | 40 | 53 |
| Jeff Patten | 3/4/2001 | Deputy | 40 | 53 |
| Dustin Richardson | 6/23/2014 | Deputy | 40 | 53 |
| Paul Rotzler | 1/11/2015 | Deputy | 40 | 53 |
| Michael Toporek | 12/29/2013 | Deputy | 40 | 53 |
| Jennifer Zwak | 12/26/2012 | Deputy | 40 | 53 |
| Darbie Martin | 1/29/1998 | Admin/Invest. Asst. | 40 | 48 |
| Mary Newton | 12/15/1997 | Dispatch Supervisor | 40 | 48 |
| Dorrie Cronk | 6/11/2012 | Dispatcher | 40 | 43 |
| Debbie Hughes | 8/1/1998 | Dispatcher | 40 | 43 |
| Barbara Ratlief | 12/13/2013 | Dispatcher | 40 | 43 |
| Brittany Rohn | 10/6/2014 | Dispatcher | 40 | 43 |
| Lana Stine | 5/27/2012 | Dispatcher | 40 | 43 |
| Samantha Stout | 4/6/2015 | Dispatcher | 25 | 43 |
| Jason Toogood | 10/8/2006 | Dispatcher | 40 | 43 |
| Susan Wason | 4/26/2011 | Disptacher | 40 | 43 |
| Cailin Yantis Lizotte | 9/10/2007 | Records Specialist | 40 | 43 |
| Andrea Ramirez | 10/7/2013 | Records Clerk | 19 | 37 |

Library

| <u>Name</u> | <u>Hire Date</u> | <u>Position</u> | <u>Hrs</u> | <u>Class</u> |
|--------------------|------------------|--------------------|------------|--------------|
| Kathy Hellman | 6/24/2012 | Library Director | 40 | 69 |
| Alice Gottschalk | 1/3/2005 | Library Specialist | 40 | 39 |
| Gerry Laurito | 12/14/1999 | Library Specialist | 40 | 39 |
| Saepyol Choe | 12/28/2013 | Library Specialist | 19 | 39 |
| Denise Alm | 5/12/2013 | Library Clerk | 18 | 29 |
| Wendy Cook-Roberts | 6/19/2014 | Library Clerk | 18 | 29 |
| Dee Thompson | 5/12/2013 | Library Clerk | 18 | 29 |

Parks & Rec

| <u>Name</u> | <u>Hire Date</u> | <u>Position</u> | <u>Hrs</u> | <u>Class</u> |
|------------------|------------------|-----------------------|------------|--------------|
| Michael Marshall | 12/27/2012 | Recreation Supervisor | 40 | 49 |
| Mick Martin | 11/2/2015 | Recreation Aide | 19 | N/A |

Streets

| <u>Name</u> | <u>Hire Date</u> | <u>Position</u> | <u>Hrs</u> | <u>Class</u> |
|---------------|------------------|------------------------|------------|--------------|
| Stacy Perry | 10/14/2013 | Streets Supervisor | 40 | 56 |
| Luis Trahin | 4/15/1996 | Streets Foreman | 40 | 52 |
| David Hammond | 8/9/1998 | Sr. Equipment Operator | 40 | 43 |
| Royce Allen | 10/30/2006 | Equipment Operator | 40 | 39 |
| Richard Cope | 2/6/2012 | Equipment Operator | 40 | 39 |

Sewer

| <u>Name</u> | <u>Hire Date</u> | <u>Position</u> | <u>Hrs</u> | <u>Class</u> |
|----------------|------------------|-----------------------|------------|--------------|
| Jan Grogan | 6/30/2013 | Wastewater Manager | 40 | 64 |
| Marshall Davis | 6/30/2013 | Senior Wastewater Op. | 40 | 48 |
| Tracey Feltes | 6/30/2013 | Admin. Asst. 1 | 40 | 42 |
| Joseph Calhoun | 7/1/2014 | Wastewater Operator | 40 | 39 |
| Russell Cron | 6/30/2013 | Wastewater Operator | 40 | 39 |
| Chet Teague | 3/9/2015 | Wastewater Operator | 40 | 39 |
| Jerry Tinagero | 7/1/2014 | Wastewater Operator | 40 | 39 |

FT & PT Employee Count 88

FT Employee Count 76

Seasonal/Temp Workers are not included

Salary Schedule

The Town completed a Wage and Classification Study in 2008 with implementation of the recommendations on January 1, 2009. The Salary Range Table approved by the Town Council is listed below.

| Range | MIN | MID | MAX | | Range | MIN | MID | MAX |
|-------|-----------|-----------|-----------|--|-------|------------|------------|------------|
| 11 | \$ 13,712 | \$ 17,289 | \$ 20,865 | | 55 | \$ 40,641 | \$ 51,240 | \$ 61,839 |
| 12 | \$ 14,055 | \$ 17,721 | \$ 21,386 | | 56 | \$ 41,657 | \$ 52,521 | \$ 63,385 |
| 13 | \$ 14,406 | \$ 18,164 | \$ 21,921 | | 57 | \$ 42,698 | \$ 53,834 | \$ 64,970 |
| 14 | \$ 14,767 | \$ 18,618 | \$ 22,469 | | 58 | \$ 43,765 | \$ 55,180 | \$ 66,594 |
| 15 | \$ 15,136 | \$ 19,083 | \$ 23,031 | | 59 | \$ 44,860 | \$ 56,559 | \$ 68,259 |
| 16 | \$ 15,514 | \$ 19,560 | \$ 23,607 | | 60 | \$ 45,981 | \$ 57,973 | \$ 69,966 |
| 17 | \$ 15,902 | \$ 20,049 | \$ 24,197 | | 61 | \$ 47,131 | \$ 59,423 | \$ 71,715 |
| 18 | \$ 16,300 | \$ 20,551 | \$ 24,802 | | 62 | \$ 48,309 | \$ 60,908 | \$ 73,508 |
| 19 | \$ 16,707 | \$ 21,064 | \$ 25,442 | | 63 | \$ 49,517 | \$ 62,431 | \$ 75,345 |
| 20 | \$ 17,125 | \$ 21,591 | \$ 26,057 | | 64 | \$ 50,754 | \$ 63,992 | \$ 77,229 |
| 21 | \$ 17,553 | \$ 22,131 | \$ 26,709 | | 65 | \$ 52,023 | \$ 65,591 | \$ 79,160 |
| 22 | \$ 17,992 | \$ 22,684 | \$ 27,376 | | 66 | \$ 53,324 | \$ 67,231 | \$ 81,139 |
| 23 | \$ 18,441 | \$ 23,251 | \$ 28,061 | | 67 | \$ 54,657 | \$ 68,912 | \$ 83,167 |
| 24 | \$ 18,903 | \$ 23,832 | \$ 28,762 | | 68 | \$ 56,023 | \$ 70,635 | \$ 85,246 |
| 25 | \$ 19,375 | \$ 24,428 | \$ 29,481 | | 69 | \$ 57,424 | \$ 72,401 | \$ 87,377 |
| 26 | \$ 19,859 | \$ 25,039 | \$ 30,219 | | 70 | \$ 58,860 | \$ 74,211 | \$ 89,562 |
| 27 | \$ 20,356 | \$ 25,665 | \$ 30,974 | | 71 | \$ 60,331 | \$ 76,066 | \$ 91,801 |
| 28 | \$ 20,865 | \$ 26,307 | \$ 31,748 | | 72 | \$ 61,839 | \$ 77,968 | \$ 94,096 |
| 29 | \$ 21,386 | \$ 26,964 | \$ 32,542 | | 73 | \$ 63,385 | \$ 79,917 | \$ 96,448 |
| 30 | \$ 21,921 | \$ 27,638 | \$ 33,356 | | 74 | \$ 64,970 | \$ 81,915 | \$ 98,860 |
| 31 | \$ 22,469 | \$ 28,329 | \$ 34,189 | | 75 | \$ 66,594 | \$ 83,963 | \$ 101,331 |
| 32 | \$ 23,031 | \$ 29,038 | \$ 35,044 | | 76 | \$ 68,259 | \$ 86,062 | \$ 103,864 |
| 33 | \$ 23,607 | \$ 29,763 | \$ 35,920 | | 77 | \$ 69,966 | \$ 88,213 | \$ 106,461 |
| 34 | \$ 24,197 | \$ 30,508 | \$ 36,818 | | 78 | \$ 71,715 | \$ 90,419 | \$ 109,122 |
| 35 | \$ 24,802 | \$ 31,270 | \$ 37,739 | | 79 | \$ 73,508 | \$ 92,679 | \$ 111,850 |
| 36 | \$ 25,422 | \$ 32,052 | \$ 38,682 | | 80 | \$ 75,345 | \$ 94,996 | \$ 114,647 |
| 37 | \$ 26,057 | \$ 32,853 | \$ 39,649 | | 81 | \$ 77,229 | \$ 97,371 | \$ 117,513 |
| 38 | \$ 26,709 | \$ 33,675 | \$ 40,641 | | 82 | \$ 79,160 | \$ 99,805 | \$ 120,451 |
| 39 | \$ 27,376 | \$ 34,517 | \$ 41,657 | | 83 | \$ 81,139 | \$ 102,300 | \$ 123,462 |
| 40 | \$ 28,061 | \$ 35,379 | \$ 43,698 | | 84 | \$ 83,167 | \$ 104,858 | \$ 126,549 |
| 41 | \$ 28,762 | \$ 36,264 | \$ 43,765 | | 85 | \$ 85,246 | \$ 107,479 | \$ 129,712 |
| 42 | \$ 29,481 | \$ 37,170 | \$ 44,860 | | 86 | \$ 87,377 | \$ 110,166 | \$ 132,955 |
| 43 | \$ 30,219 | \$ 38,100 | \$ 45,981 | | 87 | \$ 89,562 | \$ 112,921 | \$ 136,279 |
| 44 | \$ 30,974 | \$ 39,052 | \$ 47,131 | | 88 | \$ 91,801 | \$ 115,743 | \$ 139,686 |
| 45 | \$ 31,748 | \$ 40,029 | \$ 48,309 | | 89 | \$ 94,096 | \$ 118,637 | \$ 143,178 |
| 46 | \$ 32,542 | \$ 41,029 | \$ 49,517 | | 90 | \$ 96,448 | \$ 121,603 | \$ 146,757 |
| 47 | \$ 33,356 | \$ 42,055 | \$ 50,754 | | 91 | \$ 98,860 | \$ 124,643 | \$ 150,426 |
| 48 | \$ 34,189 | \$ 43,106 | \$ 52,023 | | 92 | \$ 101,331 | \$ 127,759 | \$ 154,187 |
| 49 | \$ 35,044 | \$ 44,184 | \$ 53,324 | | 93 | \$ 103,864 | \$ 130,953 | \$ 158,042 |
| 50 | \$ 35,920 | \$ 45,289 | \$ 54,657 | | 94 | \$ 106,461 | \$ 134,227 | \$ 161,993 |
| 51 | \$ 36,818 | \$ 46,421 | \$ 56,023 | | 95 | \$ 109,122 | \$ 137,583 | \$ 166,043 |
| 52 | \$ 37,739 | \$ 47,581 | \$ 57,424 | | 96 | \$ 111,850 | \$ 141,022 | \$ 170,194 |
| 53 | \$ 38,682 | \$ 48,771 | \$ 58,860 | | 97 | \$ 114,647 | \$ 144,548 | \$ 174,449 |
| 54 | \$ 39,649 | \$ 49,990 | \$ 60,331 | | 98 | \$ 117,513 | \$ 148,161 | \$ 178,810 |