

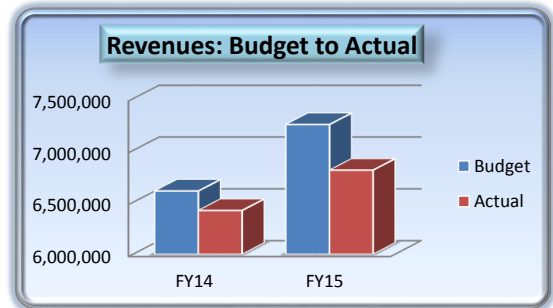
TOWN OF CAMP VERDE

General Fund Report

FY15 - 4th QTR ending June 2015

GENERAL FUND REVENUES

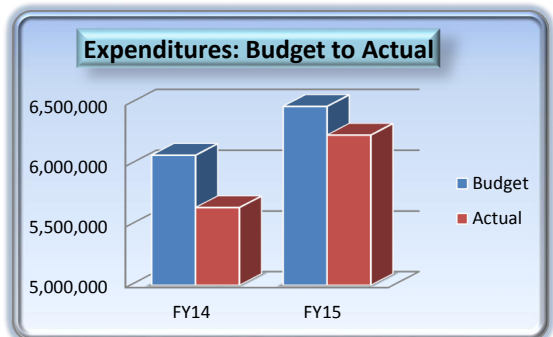
	FY 14-15 Budget	FY 14-15 Actual	% of Budget Received
Local Taxes	3,206,900	2,863,839	89%
Franchise Fees	261,000	266,973	102%
State Sales Tax	980,000	993,670	101%
Urban Revenue Sharing	1,316,000	1,316,244	100%
Vehicle License Tax	600,000	632,812	105%
Other Revenues	888,200	737,525	83%
TOTAL	7,252,100	6,811,063	94%



FY15 finished strong with revenues of \$2,863,839. It is important to note that \$337,500 of the Local Taxes budget is from new tax revenues that were not in place from July '14 to March '15. So a better analysis of Local Tax revenue is comparing actual revenues to a budget of \$2,869,400 which is 100%; less than \$6,000 short of the annual budget. The other major revenue categories were all over budget making for an exceptional year. With the adjustment to the Local Taxes budget, total revenues would be at 99%.

GENERAL FUND EXPENDITURES by DEPARTMENT

	FY 14-15 Budget	FY 14-15 Actual	% of Budget Expended
General Admin	1,608,983	1,542,029	96%
Court	379,920	364,344	96%
Public Works	809,690	795,148	98%
Community Development	462,625	427,868	92%
Marshall's Office	2,580,657	2,511,725	97%
Library	378,145	367,313	97%
Parks & Rec	252,725	229,023	91%
TOTAL	6,472,745	6,237,450	96%



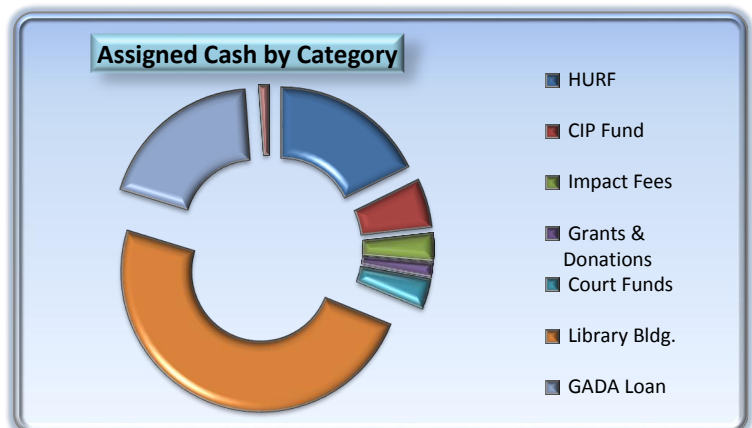
While expenses were again under budget annually, they are approaching 100%, highlighting the thought that departmental budgets are being kept to nearly minimal amounts. Parks & Rec shows the largest percentage under budget at 91% but the Marshall's Office has the largest actual shortage at \$69,000, just ahead of General Admin at nearly \$67,000. The General Admin shortage includes \$100,872 of expenses only to be spent for specific restricted needs which eliminating those amounts would put GA over budget by nearly \$34,000 due mostly to the overage in legal expenses, \$34,157 for Mayor & Council alone.

CASH

Bank Accounts

Pooled Checking	551,505
Payroll Checking	15,231
Stifel Investment	2,343,915
LGIP Investments	1,268,766
Library Sales	5,803
Revolving Home Loan	36,728
Employee Assistance	12,424
Court Bail Bond	5,629
US Bank Accounts	4,747,096
Due from Sewer	194,900
TOTAL CASH	9,181,997
Assigned Cash	(7,467,074)

Unassigned Cash 1,714,923



TOWN OF CAMP VERDE
Functional Revenue & Expense Summaries
FY15 - 4th QTR ending June 2015

General Fund				
	<u>Actual</u>	<u>Annual Budget</u>	<u>\$ Remaining</u>	<u>% Remaining</u>
Revenues	6,811,063	7,252,100	441,037	6%
Wages & ERE	4,764,763	4,950,458	185,695	4%
Operational	1,449,029	1,506,737	57,708	4%
Capital	23,658	15,550	(8,108)	-52%
Net Transfers Out/(In)	576,030	1,135,173	559,143	49%
Net	<u>(2,417)</u>	<u>(355,818)</u>	<u>(353,401)</u>	

HURF Fund				
	<u>Actual</u>	<u>Annual Budget</u>	<u>\$ Remaining</u>	<u>% Remaining</u>
Revenues	862,803	816,100	(46,703)	-6%
Wages & ERE	335,150	335,390	240	0%
Operational	206,366	249,075	42,709	17%
Capital	7,390	54,000	46,610	86%
Net Transfers Out/(In)	201,423	492,590	291,167	59%
Net	<u>112,474</u>	<u>(314,955)</u>	<u>(427,429)</u>	

Sewer Fund*				
	<u>Actual</u>	<u>Annual Budget</u>	<u>\$ Remaining</u>	<u>% Remaining</u>
Operating Revenues	1,028,830	992,400	(36,430)	-4%
Grants & Loan Funding	184,055	1,378,725	1,194,670	87%
Wages & ERE	457,903	463,430	5,527	1%
Operational	389,382	519,055	129,673	25%
Capital	242,072	1,383,725	1,141,653	83%
Net	<u>123,528</u>	<u>4,915</u>	<u>(118,613)</u>	

* - Depreciation is left off this schedule.

TOWN OF CAMP VERDE
Special Revenue & Capital Improvement Funds Report
FY15 - 4th QTR ending June 2015

Capital Improvement Projects Fund

Projects		<u>Actual</u>	<u>Annual Budget</u>	<u>Difference</u>	<u>% Left</u>
Gym Doors	Completed	19,530	20,000	470	2%
Public Works Remodel		19,000	19,000	0	0%
Transit Stop		763	5,786	5,023	87%
Bashas Drainage Channel		14,984	15,000	16	0%
Verde Lakes Dr. Culverts		0	62,400	62,400	100%
Finnie Flat Sidewalk		52,047	200,835	148,788	74%
Finnie Flat Streetscape		50	0	(50)	N/A
Downtown Parking Lot		0	47,000	47,000	100%
Comm. Park Development		0	94,700	94,700	100%
Courtroom Remodel		4,600	168,780	164,180	97%
Net Exps		(110,974)	(633,501)	(522,527)	82%
Interest/Operating Transfers In		195,971	308,780	112,809	37%
Beginning Balance		323,191	323,191		
Remaining Funds		408,188	(1,530)	(409,718)	

Other Funds

	<u>Exp's</u>	<u>Rev's</u>	<u>Net</u>	<u>Annual Budget</u>	<u>Difference</u>	<u>% Left</u>
Parks	12,000	0	(12,000)	(12,000)	0	0%
Court	6,268	26,896	20,628	(59,972)	(80,600)	134%
Grants (Funds 6 & 8)	533,622	551,640	18,018	(14,986)	(33,004)	220%
Yavapai Apache Monies	161,758	16,875	(144,883)	(171,696)	(26,813)	16%
CDBG	5,963	5,963	0	(300)	(300)	N/A
Library	267,422	3,567,497	3,300,075	(314,232)	(3,614,307)	1150%
Impact Fees	46,483	306	(46,177)	(290,564)	(244,387)	84%
Housing	51,930	17,102	(34,828)	(52,800)	(17,972)	34%
911	360	0	(360)	(2,503)	(2,143)	86%
Donations	12,834	10,162	(2,672)	(16,265)	(13,593)	84%
Debt	574,350	1,915,825	1,341,475	0	(1,341,475)	N/A

TOWN OF CAMP VERDE

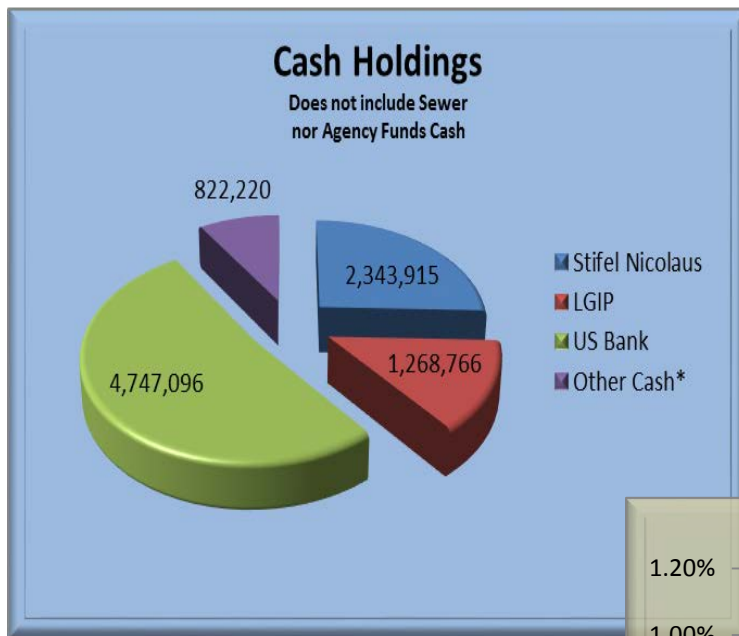
As of June 30th, 2015

INVESTMENTS

Account	Balances at Jun 30th	FYTD Interest	FY ROI Annualized
Stifel Nicolaus	2,343,915	32,068	0.89%
LGIP	1,268,766	1,127	0.12%
US Bank	4,747,096	84	N/A
Other Cash*	822,220	30	N/A

* - Does not include Sewer nor Agency Funds Cash.

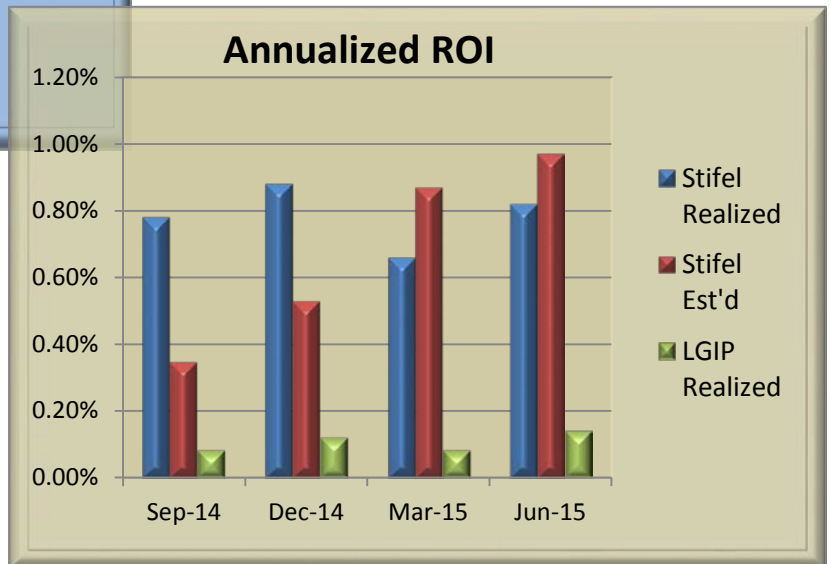
TOTAL **9,181,997** **33,308.66**



Stifel Investment Info:
Avg. Maturity Length of Inv's
2.1 years
Current Exp'd Yield-to-Maturity
.86%

Comparative Rates:

Bank Savings – .05% to .2%
2 YR Treasury Note Rate – .68%
5 YR Treasury Note Rate – 1.70%

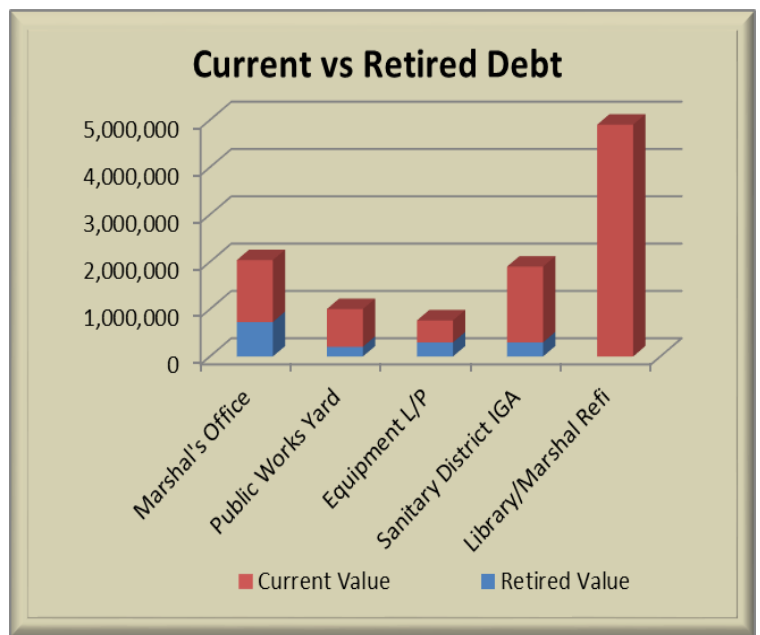
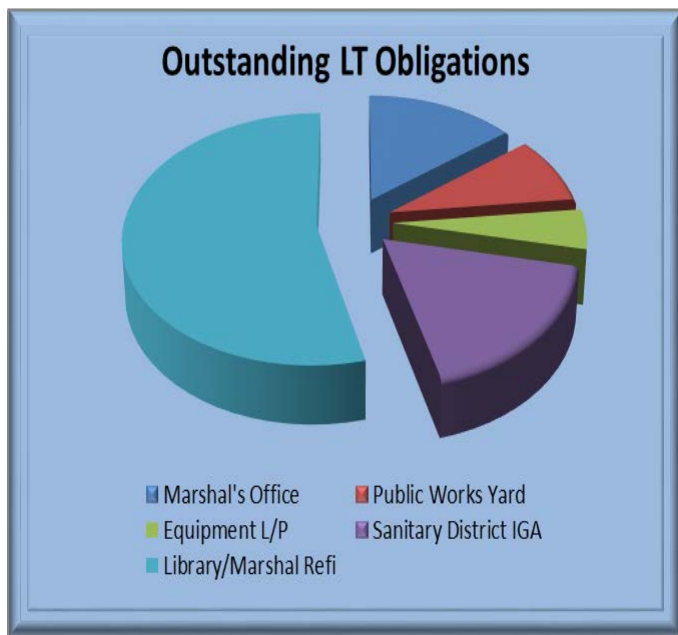


TOWN OF CAMP VERDE

As of June 30th, 2015

LONG-TERM DEBT

Purpose	Type	Maturity	Original		FY15	Current	Next Disbursement		Debt
			Debt	Int Rate	Budget	Obligation	Amount	Date	Retired
Marshal's Office	Bonds	7/1/2015	2,040,000	2.75% - 5.00%	165,875	1,310,000	1,341,475	7/1/2015	730,000
Public Works Yard	Bonds	7/1/2023	1,005,000	3.91%	106,500	798,228	91,311	7/1/2015	206,772
Equipment L/P	Note	1/28/2018	764,664	1.61%	159,385	464,912	79,691	7/28/2015	299,752
Sanitary District IGA	IGA Pledge	7/1/2032	1,902,000	3.34%	118,705	1,601,165	118,664	7/1/2015	300,835
Library/Marshal Refi	Bonds	7/1/2030	4,904,000	2.84%	0	4,904,000	195,134	7/1/2015	0
TOTALS					550,465	9,078,305	1,826,275		



FY15 Debt Service Fund

Category	Actual	Annual Budget	\$ Remaining	% Remaining
Principal Retired	387,089	387,095	6	0%
Interest Paid	161,935	161,945	10	0%
Misc Fees	1,425	1,425	0	0%
Total	550,449	550,465	16	0%

TOWN OF CAMP VERDE
FT & PT Employee Listing
FY15 - 4th QTR ending June 2015

General Administration

<u>Name</u>	<u>Hire Date</u>	<u>Position</u>	<u>Hrs</u>	<u>Class</u>
Russ Martin	8/9/2010	Town Manager	40	93
Virginia Jones	11/4/1996	Deputy Town Clerk	40	67
Julie Scott	4/22/2014	Admin Asst. 1	40	42
Steven Ayres	2/1/2013	Econ. Dev. Director	40	73
Barbara Bridge	10/22/2013	Admin Asst. 1	40	42
Gaylene Allen	5/2/2013	Attendant	12	N/A
Lynette Kovacovich	5/2/2013	Attendant	12	N/A
Mike Showers	7/18/2011	Finance Director	40	73
Virginia Cox	8/15/2011	Accountant	40	46
Jenifer McKinzie	6/23/2014	Finance Clerk	40	40
Carol Brown	8/29/1994	Admin Assistant	40	48

Municipal Court

<u>Name</u>	<u>Hire Date</u>	<u>Position</u>	<u>Hrs</u>	<u>Class</u>
Paul Schlegel	11/3/2014	Magistrate	24	N/A
Veronica Pineda	9/2/1997	Court Supervisor	40	50
Teresa Goodwin	8/21/2007	Court Clerk	40	40
Nina Sanchez	10/29/2006	Court Clerk	40	40
Debbie Cordova	11/4/2013	Court Clerk	40	40
Lauren Waite	6/23/2014	Court Clerk	40	40

Public Works

<u>Name</u>	<u>Hire Date</u>	<u>Position</u>	<u>Hrs</u>	<u>Class</u>
Ron Long	7/10/2006	Public Works Director	40	78
Troy Odell	5/28/2013	PW Deputy Director	40	72
Deborah Ranney	12/10/2007	Public Works Analyst	40	48
Linda Peterson	10/29/2012	Admin Asst. 1	40	42
Mike Dumas	9/23/2002	Maintenance Foreman	40	48
David Russell	12/10/2012	Lead Maint. Worker	40	44
Stephen Diacik	9/3/2013	Maintenance Worker	40	34
Darrell Payne	10/10/2002	Maintenance Worker	40	34
Jonathan Rivero	8/28/2013	Maintenance Worker	40	34
Yolanda Trahin	9/5/2000	Janitor	40	28
Maria Urias	8/10/2005	Janitor	40	28

Community Development

<u>Name</u>	<u>Hire Date</u>	<u>Position</u>	<u>Hrs</u>	<u>Class</u>
Michael Jenkins	9/10/2007	Comm. Dev. Director	40	77
Robert Foreman	3/15/2006	Building Official	40	64
Kendall Welch	7/15/2013	Permit Technician	40	42
Virginia Owens	5/12/2005	Asst. Planner	40	46
Emily Diver	4/28/2014	Permit Technician	40	42
Britt Allen	11/16/2014	Code Enforcement/AC	40	45
David Marshal	11/12/2013	Code Enforcement/AC	40	45

Marshal's Office

<u>Name</u>	<u>Hire Date</u>	<u>Position</u>	<u>Hrs</u>	<u>Class</u>
Nancy Gardner	2/27/2012	Marshal	40	82
Oscar Berrelez	8/11/1996	Sergeant	40	62
Stephen Butler	7/11/2012	Sergeant	40	62
Steven Ganis	11/19/1995	Sergeant	40	62
Laura Robinson	11/16/2011	Sergeant	40	62
Thomas Baizel	1/14/2007	Deputy	40	53
Jeff Bowers	1/14/2008	Deputy	40	53
Brandon Collins	8/7/2006	Deputy	40	53
David Freeman	10/31/2004	Deputy	40	53
Richard Grimes	2/9/2015	Deputy	40	53
Clinton Jackson	7/29/2013	Deputy	40	53
Daniel Jacobs	9/9/2013	Deputy	40	53
Steven McClure	2/13/2011	Deputy	40	53
Travis Munday	7/30/2012	Deputy	40	53
Roscoe Owsley	1/6/2013	Deputy	40	53
Jeff Patten	3/4/2001	Deputy	40	53
Dustin Richardson	6/23/2014	Deputy	40	53
Paul Rotzler	1/11/2015	Deputy	40	53
Michael Toporek	12/29/2013	Deputy	40	53
Jennifer Zwak	12/26/2012	Deputy	40	53
Darbie Martin	1/29/1998	Admin/Invest. Asst.	40	48
Mary Newton	12/15/1997	Dispatch Supervisor	40	48
Dorrie Cronk	6/11/2012	Dispatcher	40	43
Debbie Hughes	8/1/1998	Dispatcher	40	43
Barbara Ratlief	12/13/2013	Dispatcher	40	43
Brittany Rohn	10/6/2014	Dispatcher	40	43
Nora Romero	8/25/2014	Dispatcher	40	43
Lana Stine	5/27/2012	Dispatcher	40	43
Jason Toogood	10/8/2006	Dispatcher	40	43
Susan Wason	4/26/2011	Disptacher	40	43
Samantha Stout	4/6/2015	Dispatcher	25	43

Marshal's Office (Cont'd)

<u>Name</u>	<u>Hire Date</u>	<u>Position</u>	<u>Hrs</u>	<u>Class</u>
Cailin Yantis Lizotte	9/10/2007	Records Specialist	40	43
Andrea Ramirez	10/7/2013	Records Clerk	19	37

Library

<u>Name</u>	<u>Hire Date</u>	<u>Position</u>	<u>Hrs</u>	<u>Class</u>
Kathy Hellman	6/24/2012	Library Director	40	69
Dianna Manasse	1/7/2014	Youth Services Librarian	40	49
Alice Gottschalk	1/3/2005	Library Specialist	40	39
Gerry Laurito	12/14/1999	Library Specialist	40	39
Saepyol Choe	12/28/2013	Library Specialist	19	39
Valerie Foster	12/17/1998	Library Specialist	18	39
Denise Alm	5/12/2013	Library Clerk	18	29
Wendy Cook-Roberts	6/19/2014	Library Clerk	18	29
Dee Thompson	5/12/2013	Library Clerk	18	29

Parks & Rec

<u>Name</u>	<u>Hire Date</u>	<u>Position</u>	<u>Hrs</u>	<u>Class</u>
Michael Marshall	12/27/2012	Recreation Supervisor	40	49
Jonathan Caballero	5/22/2013	Receptionist	28	32

Streets

<u>Name</u>	<u>Hire Date</u>	<u>Position</u>	<u>Hrs</u>	<u>Class</u>
Stacy Perry	10/14/2013	Streets Supervisor	40	56
Luis Trahin	4/15/1996	Streets Foreman	40	52
David Hammond	8/9/1998	Sr. Equipment Operator	40	43
Royce Allen	10/30/2006	Equipment Operator	40	39
Richard Cope	2/6/2012	Equipment Operator	40	39

Sewer

<u>Name</u>	<u>Hire Date</u>	<u>Position</u>	<u>Hrs</u>	<u>Class</u>
Jan Grogan	6/30/2013	Wastewater Manager	40	64
Marshall Davis	6/30/2013	Senior Wastewater Op.	40	48
Tracey Feltes	6/30/2013	Admin. Asst. 1	40	42
Joseph Calhoun	7/1/2014	Wastewater Operator	40	39
Russell Cron	6/30/2013	Wastewater Operator	40	39
Chet Teague	3/9/2015	Wastewater Operator	40	39
Jerry Tinagero	7/1/2014	Wastewater Operator	40	39

FT & PT Employee Count 91

FT Employee Count 80

Seasonal/Temp Workers are not included

Salary Schedule

The Town completed a Wage and Classification Study in 2008 with implementation of the recommendations on January 1, 2009. The Salary Range Table approved by the Town Council is listed below.

Range	MIN	MID	MAX		Range	MIN	MID	MAX
11	\$ 13,712	\$ 17,289	\$ 20,865		55	\$ 40,641	\$ 51,240	\$ 61,839
12	\$ 14,055	\$ 17,721	\$ 21,386		56	\$ 41,657	\$ 52,521	\$ 63,385
13	\$ 14,406	\$ 18,164	\$ 21,921		57	\$ 42,698	\$ 53,834	\$ 64,970
14	\$ 14,767	\$ 18,618	\$ 22,469		58	\$ 43,765	\$ 55,180	\$ 66,594
15	\$ 15,136	\$ 19,083	\$ 23,031		59	\$ 44,860	\$ 56,559	\$ 68,259
16	\$ 15,514	\$ 19,560	\$ 23,607		60	\$ 45,981	\$ 57,973	\$ 69,966
17	\$ 15,902	\$ 20,049	\$ 24,197		61	\$ 47,131	\$ 59,423	\$ 71,715
18	\$ 16,300	\$ 20,551	\$ 24,802		62	\$ 48,309	\$ 60,908	\$ 73,508
19	\$ 16,707	\$ 21,064	\$ 25,442		63	\$ 49,517	\$ 62,431	\$ 75,345
20	\$ 17,125	\$ 21,591	\$ 26,057		64	\$ 50,754	\$ 63,992	\$ 77,229
21	\$ 17,553	\$ 22,131	\$ 26,709		65	\$ 52,023	\$ 65,591	\$ 79,160
22	\$ 17,992	\$ 22,684	\$ 27,376		66	\$ 53,324	\$ 67,231	\$ 81,139
23	\$ 18,441	\$ 23,251	\$ 28,061		67	\$ 54,657	\$ 68,912	\$ 83,167
24	\$ 18,903	\$ 23,832	\$ 28,762		68	\$ 56,023	\$ 70,635	\$ 85,246
25	\$ 19,375	\$ 24,428	\$ 29,481		69	\$ 57,424	\$ 72,401	\$ 87,377
26	\$ 19,859	\$ 25,039	\$ 30,219		70	\$ 58,860	\$ 74,211	\$ 89,562
27	\$ 20,356	\$ 25,665	\$ 30,974		71	\$ 60,331	\$ 76,066	\$ 91,801
28	\$ 20,865	\$ 26,307	\$ 31,748		72	\$ 61,839	\$ 77,968	\$ 94,096
29	\$ 21,386	\$ 26,964	\$ 32,542		73	\$ 63,385	\$ 79,917	\$ 96,448
30	\$ 21,921	\$ 27,638	\$ 33,356		74	\$ 64,970	\$ 81,915	\$ 98,860
31	\$ 22,469	\$ 28,329	\$ 34,189		75	\$ 66,594	\$ 83,963	\$ 101,331
32	\$ 23,031	\$ 29,038	\$ 35,044		76	\$ 68,259	\$ 86,062	\$ 103,864
33	\$ 23,607	\$ 29,763	\$ 35,920		77	\$ 69,966	\$ 88,213	\$ 106,461
34	\$ 24,197	\$ 30,508	\$ 36,818		78	\$ 71,715	\$ 90,419	\$ 109,122
35	\$ 24,802	\$ 31,270	\$ 37,739		79	\$ 73,508	\$ 92,679	\$ 111,850
36	\$ 25,422	\$ 32,052	\$ 38,682		80	\$ 75,345	\$ 94,996	\$ 114,647
37	\$ 26,057	\$ 32,853	\$ 39,649		81	\$ 77,229	\$ 97,371	\$ 117,513
38	\$ 26,709	\$ 33,675	\$ 40,641		82	\$ 79,160	\$ 99,805	\$ 120,451
39	\$ 27,376	\$ 34,517	\$ 41,657		83	\$ 81,139	\$ 102,300	\$ 123,462
40	\$ 28,061	\$ 35,379	\$ 43,698		84	\$ 83,167	\$ 104,858	\$ 126,549
41	\$ 28,762	\$ 36,264	\$ 43,765		85	\$ 85,246	\$ 107,479	\$ 129,712
42	\$ 29,481	\$ 37,170	\$ 44,860		86	\$ 87,377	\$ 110,166	\$ 132,955
43	\$ 30,219	\$ 38,100	\$ 45,981		87	\$ 89,562	\$ 112,921	\$ 136,279
44	\$ 30,974	\$ 39,052	\$ 47,131		88	\$ 91,801	\$ 115,743	\$ 139,686
45	\$ 31,748	\$ 40,029	\$ 48,309		89	\$ 94,096	\$ 118,637	\$ 143,178
46	\$ 32,542	\$ 41,029	\$ 49,517		90	\$ 96,448	\$ 121,603	\$ 146,757
47	\$ 33,356	\$ 42,055	\$ 50,754		91	\$ 98,860	\$ 124,643	\$ 150,426
48	\$ 34,189	\$ 43,106	\$ 52,023		92	\$ 101,331	\$ 127,759	\$ 154,187
49	\$ 35,044	\$ 44,184	\$ 53,324		93	\$ 103,864	\$ 130,953	\$ 158,042
50	\$ 35,920	\$ 45,289	\$ 54,657		94	\$ 106,461	\$ 134,227	\$ 161,993
51	\$ 36,818	\$ 46,421	\$ 56,023		95	\$ 109,122	\$ 137,583	\$ 166,043
52	\$ 37,739	\$ 47,581	\$ 57,424		96	\$ 111,850	\$ 141,022	\$ 170,194
53	\$ 38,682	\$ 48,771	\$ 58,860		97	\$ 114,647	\$ 144,548	\$ 174,449
54	\$ 39,649	\$ 49,990	\$ 60,331		98	\$ 117,513	\$ 148,161	\$ 178,810