

# TOWN OF CAMP VERDE

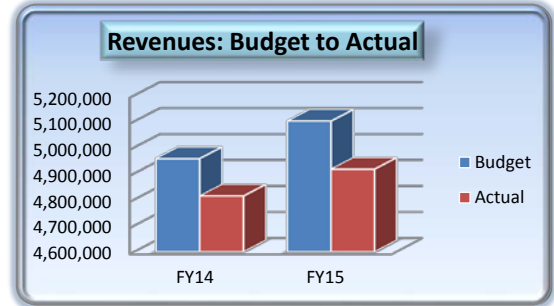
## General Fund Report

### FY15 - 3rd QTR ending March 2015

#### GENERAL FUND REVENUES

	FY 14-15 Budget	FY 14-15 Actual	% of Budget Received
Local Taxes*	2,756,900	1,958,581	71%
Franchise Fees	261,000	201,609	77%
State Sales Tax	980,000	729,869	74%
Urban Revenue Sharing	1,316,000	987,183	75%
Vehicle License Tax	600,000	463,212	77%
Other Revenues	888,200	576,480	65%
<b>TOTAL</b>	<b>6,802,100</b>	<b>4,916,934</b>	<b>72%</b>

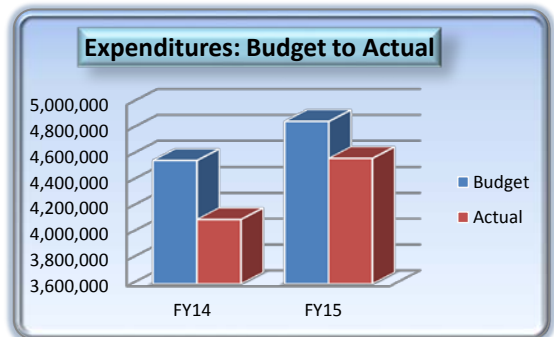
\* - Does not include \$450K from proposed tax increase.



Through 2nd QTR FY15 revenues are \$184,640 short of budget (3%) which is a \$70,000 improvement from December. The City Sales Tax (\$109K), Court revenues (\$86K) & Community Development revenues (\$50K) had the most significant revenue shortages. It is important to note, however, that Court revenues are always 2 full months behind the budget numbers which if accrued would put them at only \$55K short. At this point, total dollars received from City Sales Tax revenues are nearly exactly what they were last year with about a \$10,000 higher number this year.

#### GENERAL FUND EXPENDITURES by DEPARTMENT

	FY 14-15 Budget	FY 14-15 Actual	% of Budget Expended
General Admin	1,626,455	1,207,246	74%
Court	379,920	261,162	69%
Public Works	801,690	583,130	73%
Community Development	462,625	304,194	66%
Marshall's Office	2,571,185	1,800,756	70%
Library	378,145	265,612	70%
Parks & Rec	252,725	148,332	59%
<b>TOTAL</b>	<b>6,472,745</b>	<b>4,570,432</b>	<b>71%</b>



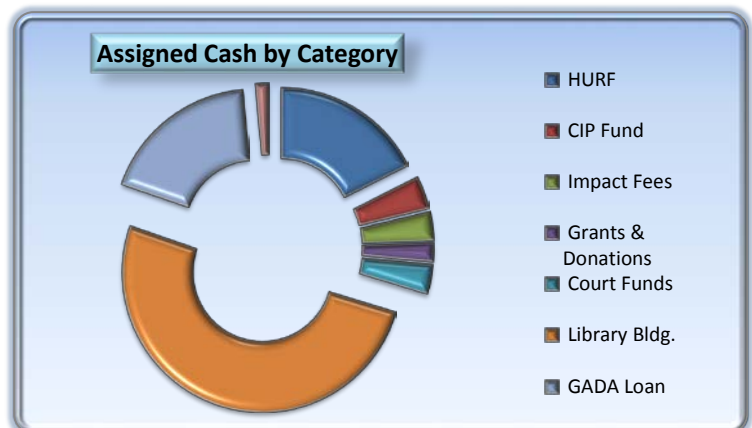
Expenses are being held under budgeted levels by 4% or \$284K with actual expenses \$346K less than actual revenues. With \$347K of net transfers out, we effectively are breaking even. The Marshal's department is roughly \$128K under budget and the main source of the \$284K shortage so far. Community Development & Parks & Rec are both roughly \$42 under budget as well. Unencumbered/Unassigned funds remain at \$1.65 million as seen below.

#### CASH

##### Bank Accounts

Pooled Checking	546,827
Payroll Checking	113,997
Stifel Investment	2,339,741
LGIP Investments	973,811
Library Sales	5,658
Revolving Home Loan	140,951
Employee Assistance	12,164
Court Bail Bond	4,908
US Bank Accounts	4,731,840
Due from Sewer	117,185
<b>TOTAL CASH</b>	<b>8,987,082</b>
Assigned Cash	<b>(7,336,426)</b>

**Unassigned Cash** 1,650,656



**TOWN OF CAMP VERDE**  
**Functional Revenue & Expense Summaries**  
**FY15 - 3rd QTR ending March 2015**

<b>General Fund*</b>				
	<u>Actual</u>	<u>Annual Budget</u>	<u>\$ Remaining</u>	<u>% Remaining</u>
Revenues	4,916,934	6,802,100	1,885,166	28%
Wages & ERE	3,430,020	4,929,110	1,499,090	30%
Operational	1,136,165	1,528,085	391,920	26%
Capital	4,246	15,550	11,304	73%
Net Transfers Out/(In)	347,257	685,173	337,916	49%
Net	<u>(754)</u>	<u>(355,818)</u>	<u>(355,064)</u>	

\* - Revenues and Net Transfers do not include the \$450K Sales tax increase lines.

<b>HURF Fund</b>				
	<u>Actual</u>	<u>Annual Budget</u>	<u>\$ Remaining</u>	<u>% Remaining</u>
Revenues	621,904	816,100	194,196	24%
Wages & ERE	229,618	335,390	105,772	32%
Operational	168,436	249,075	80,639	32%
Capital	7,390	54,000	46,610	86%
Net Transfers Out/(In)	201,423	492,590	291,167	59%
Net	<u>15,037</u>	<u>(314,955)</u>	<u>(329,992)</u>	

<b>Sewer Fund**</b>				
	<u>Actual</u>	<u>Annual Budget</u>	<u>\$ Remaining</u>	<u>% Remaining</u>
Operating Revenues	769,209	992,400	223,191	22%
Grants & Loan Funding	0	1,378,725	1,378,725	100%
Wages & ERE	319,978	463,430	143,452	31%
Operational	276,559	519,055	242,496	47%
Capital	34,323	1,383,725	1,349,402	98%
Net	<u>138,349</u>	<u>4,915</u>	<u>(133,434)</u>	

\*\* - Depreciation is left off this schedule.

**TOWN OF CAMP VERDE**  
Special Revenue & Capital Improvement Funds Report  
FY15 - 3rd QTR ending March 2015

**Capital Improvement Projects Fund**

Projects		<u>Actual</u>	<u>Annual Budget</u>	<u>Difference</u>	<u>% Left</u>
Gym Doors	Completed	19,530	20,000	470	2%
Public Works Remodel		18,163	19,000	837	4%
Transit Stop		763	5,786	5,023	87%
Bashas Drainage Channel		0	15,000	15,000	100%
Verde Lakes Dr. Culverts		0	62,400	62,400	100%
Finnie Flat Sidewalk		24,008	200,835	176,827	88%
Finnie Flat Streetscape		50	0	(50)	N/A
Downtown Parking Lot		0	47,000	47,000	100%
Comm. Park Development		0	94,700	94,700	100%
Courtroom Remodel		2,000	168,780	166,780	99%
Net Exps		(64,514)	(633,501)	(568,987)	90%
Interest/Operating Transfers In		2,763	308,780	306,017	99%
Beginning Balance		323,191	323,191		
Remaining Funds		261,440	(1,530)	(262,970)	

**Other Funds**

	<u>Exp's</u>	<u>Rev's</u>	<u>Net</u>	<u>Annual Budget</u>	<u>Difference</u>	<u>% Left</u>
Parks	12,000	0	(12,000)	(12,000)	0	0%
Court	3,668	18,785	15,117	(59,972)	(75,089)	125%
Grants (Funds 6 & 8)	355,725	385,061	29,336	(14,034)	(43,370)	309%
Yavapai Apache Monies	139,758	16,875	(122,883)	(171,696)	(48,813)	28%
CDBG	5,300	5,300	0	0	0	N/A
Library	128,331	3,564,380	3,436,049	(314,232)	(3,750,281)	1193%
Impact Fees	46,483	237	(46,246)	(290,564)	(244,318)	84%
Housing	35,000	12,436	(22,564)	(78,000)	(55,436)	71%
911	360	0	(360)	(2,503)	(2,143)	86%
Donations	11,834	7,120	(4,714)	(16,265)	(11,551)	71%
Debt	573,925	1,946,960	1,373,035	0	(1,373,035)	N/A

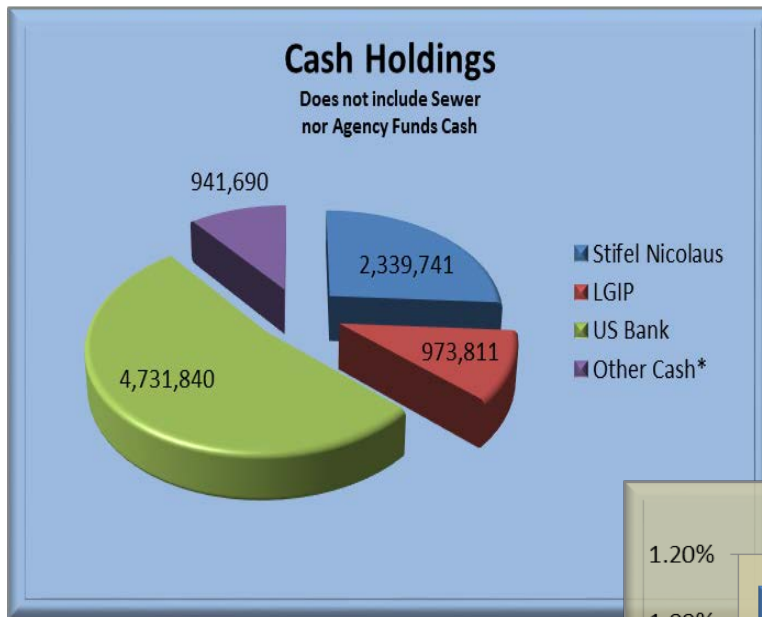
# TOWN OF CAMP VERDE

As of March 31<sup>st</sup>, 2015

## INVESTMENTS

Account	Balances at Mar 31st	FYTD Interest	FY ROI Annualized
Stifel Nicolaus	2,339,741	23,261.41	0.87%
LGIP	973,811	750.14	0.11%
US Bank	4,731,840	84.00	N/A
Other Cash*	941,690	30.31	N/A
<b>TOTAL</b>	<b>8,987,082</b>	<b>24,125.86</b>	

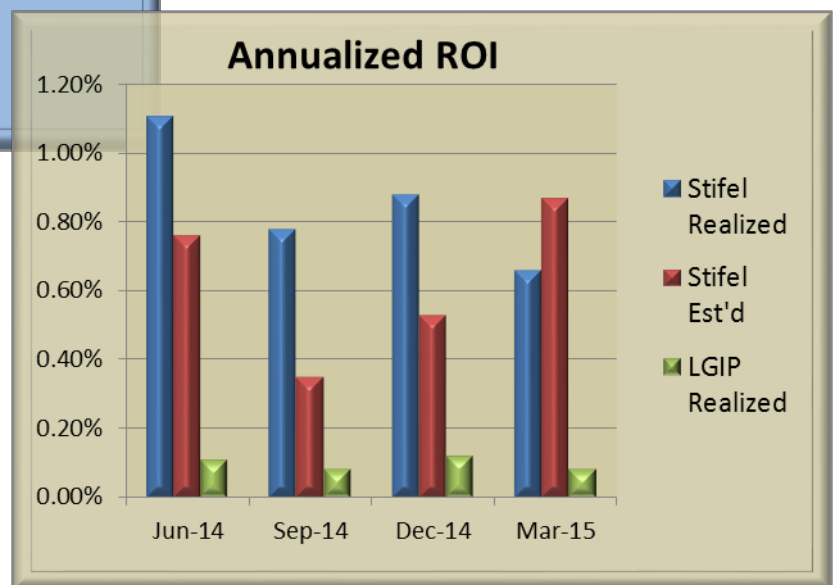
\* - Does not include Sewer nor Agency Funds Cash.



**Stifel Investment Info:**  
Avg. Maturity Length of Inv's  
2.5 years  
Current Exp'd Yield-to-Maturity  
1.09%

**Comparative Rates:**

Bank Savings – .05% to .2%  
2 YR Treasury Note Rate – .58%  
5 YR Treasury Note Rate – 1.40%



# TOWN OF CAMP VERDE

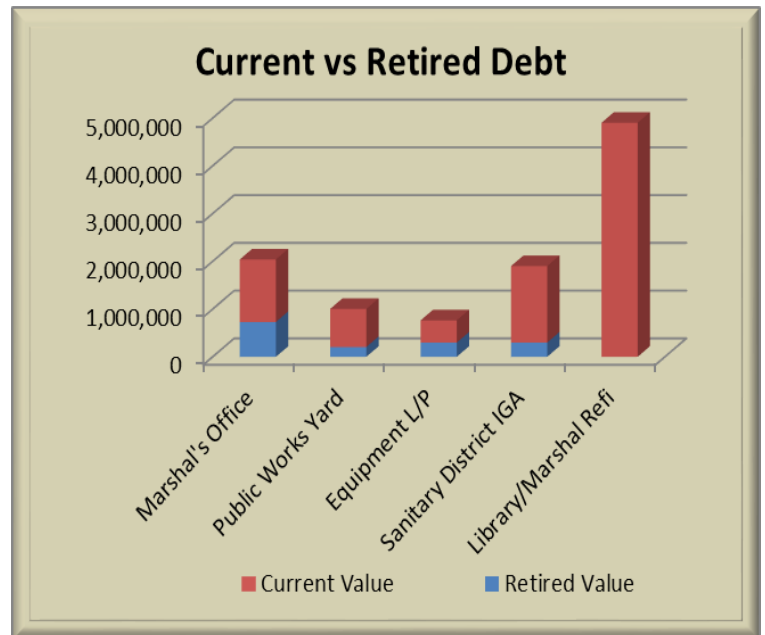
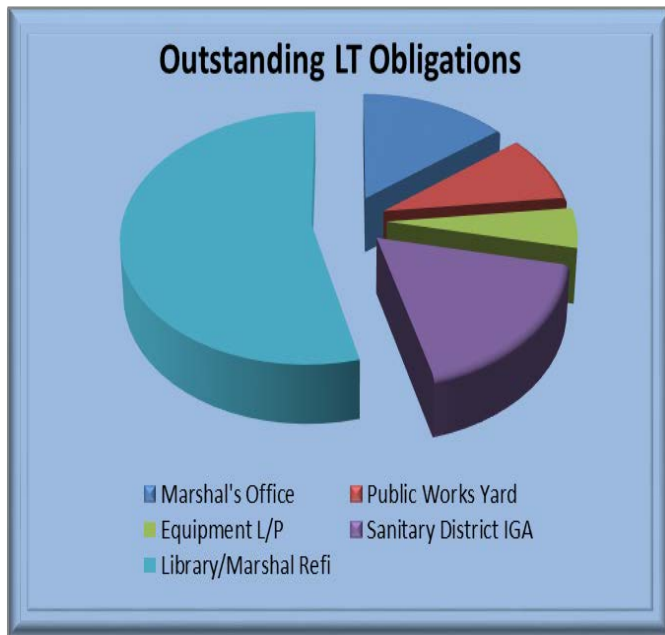
As of March 31<sup>st</sup>, 2015

## LONG-TERM DEBT

Purpose	Type	Maturity	Original		FY15 Budget	Current Obligation	Next Disbursement		Debt Retired
			Debt	Int Rate			Amount	Date	
Marshal's Office	Bonds	7/1/2024	2,040,000	2.75% - 5.00%	165,875	1,310,000	1,341,475	7/1/2015	730,000
Public Works Yard	Bonds	7/1/2023	1,005,000	3.91%	106,500	798,228	91,311	7/1/2015	206,772
Equipment L/P	Note	1/28/2018	764,664	1.61%	159,385	464,912	79,691	7/28/2015	299,752
Sanitary District IGA	IGA Pledge	7/1/2032	1,902,000	3.34%	118,705	1,601,165	118,664	7/1/2015	300,835
Library/Marshal Refi	Bonds	7/1/2030	4,904,000	2.84%	0	4,904,000	195,134	7/1/2015	0

**TOTALS**

**550,465    9,078,305    1,826,275**



### ***FY15 Debt Service Fund***

Category	Actual	Annual Budget	\$ Remaining	% Remaining
Principal Retired	387,089	387,095	6	0%
Interest Paid	161,935	161,945	10	0%
Misc Fees	1,425	1,425	0	0%
<b>Total</b>	<b>550,449</b>	<b>550,465</b>	<b>16</b>	<b>0%</b>

**TOWN OF CAMP VERDE**  
**FT & PT Employee Listing**  
**FY15 - 3rd QTR ending March 2015**

**General Administration**

<u>Name</u>	<u>Hire Date</u>	<u>Position</u>	<u>Hrs</u>	<u>Class</u>
Russ Martin	8/9/2010	Town Manager	40	93
Virginia Jones	11/4/1996	Deputy Town Clerk	40	67
Julie Scott	4/22/2014	Admin Asst. 1	40	42
Steven Ayres	2/1/2013	Econ. Dev. Director	40	73
Barbara Bridge	10/22/2013	Admin Asst. 1	40	42
Gaylene Allen	5/2/2013	Attendant	12	N/A
Lynette Kovacovich	5/2/2013	Attendant	12	N/A
Mike Showers	7/18/2011	Finance Director	40	73
Virginia Cox	8/15/2011	Accountant	40	46
Jenifer McKinzie	6/23/2014	Finance Clerk	40	40
Carol Brown	8/29/1994	Admin Assistant	40	48

**Municipal Court**

<u>Name</u>	<u>Hire Date</u>	<u>Position</u>	<u>Hrs</u>	<u>Class</u>
Paul Schlegel	11/3/2014	Magistrate	24	N/A
Veronica Pineda	9/2/1997	Court Supervisor	40	50
Teresa Goodwin	8/21/2007	Court Clerk	40	40
Nina Sanchez	10/29/2006	Court Clerk	40	40
Debbie Cordova	11/4/2013	Court Clerk	40	40
Lauren Waite	6/23/2014	Court Clerk	40	40

**Public Works**

<u>Name</u>	<u>Hire Date</u>	<u>Position</u>	<u>Hrs</u>	<u>Class</u>
Ron Long	7/10/2006	Public Works Director	40	78
Troy Odell	5/28/2013	PW Deputy Director	40	72
Deborah Ranney	12/10/2007	Public Works Analyst	40	48
Linda Peterson	10/29/2012	Admin Asst. 1	40	42
Mike Dumas	9/23/2002	Maintenance Foreman	40	48
David Russell	12/10/2012	Lead Maint. Worker	40	44
Stephen Diacik	9/3/2013	Maintenance Worker	40	34
Darrell Payne	10/10/2002	Maintenance Worker	40	34
Jonathan Rivero	8/28/2013	Maintenance Worker	40	34
Yolanda Trahin	9/5/2000	Janitor	40	28
Maria Urias	8/10/2005	Janitor	40	28

### Community Development

<u>Name</u>	<u>Hire Date</u>	<u>Position</u>	<u>Hrs</u>	<u>Class</u>
Michael Jenkins	9/10/2007	Comm. Dev. Director	40	77
Robert Foreman	3/15/2006	Building Official	40	64
Kendall Welch	7/15/2013	Permit Technician	40	42
Virginia Owens	5/12/2005	Asst. Planner	40	46
Emily Diver	4/28/2014	Permit Technician	40	42
Britt Allen	11/16/2014	Code Enforcement/AC	40	45
David Marshal	11/12/2013	Code Enforcement/AC	40	45

### Marshal's Office

<u>Name</u>	<u>Hire Date</u>	<u>Position</u>	<u>Hrs</u>	<u>Class</u>
Nancy Gardner	2/27/2012	Marshal	40	82
Bruce Girnt	6/23/2013	Commander	40	72
Oscar Berrelez	8/11/1996	Sergeant	40	62
Stephen Butler	7/11/2012	Sergeant	40	62
Steven Ganis	11/19/1995	Sergeant	40	62
Laura Robinson	11/16/2011	Sergeant	40	62
Thomas Baizel	1/14/2007	Deputy	40	53
Jeff Bowers	1/14/2008	Deputy	40	53
Brandon Collins	8/7/2006	Deputy	40	53
David Freeman	10/31/2004	Deputy	40	53
Richard Grimes	2/9/2015	Deputy	40	53
Clinton Jackson	7/29/2013	Deputy	40	53
Daniel Jacobs	9/9/2013	Deputy	40	53
Steven McClure	2/13/2011	Deputy	40	53
Travis Munday	7/30/2012	Deputy	40	53
Roscoe Owsley	1/6/2013	Deputy	40	53
Jeff Patten	3/4/2001	Deputy	40	53
Dustin Richardson	6/23/2014	Deputy	40	53
Paul Rotzler	1/11/2015	Deputy	40	53
Michael Toporek	12/29/2013	Deputy	40	53
Jennifer Zwak	12/26/2012	Deputy	40	53
Darbie Martin	1/29/1998	Admin/Invest. Asst.	40	48
Mary Newton	12/15/1997	Dispatch Supervisor	40	48
Dorrie Cronk	6/11/2012	Dispatcher	40	43
Debbie Hughes	8/1/1998	Dispatcher	40	43
Barbara Ratlief	12/13/2013	Dispatcher	40	43
Brittany Rohn	10/6/2014	Dispatcher	40	43
Nora Romero	8/25/2014	Dispatcher	40	43
Lana Stine	5/27/2012	Dispatcher	40	43
Jason Toogood	10/8/2006	Dispatcher	40	43
Susan Wason	4/26/2011	Disptacher	40	43
Samantha Stout	4/6/2015	Dispatcher	25	43

### Marshal's Office (Cont'd)

<u>Name</u>	<u>Hire Date</u>	<u>Position</u>	<u>Hrs</u>	<u>Class</u>
Cailin Yantis Lizotte	9/10/2007	Records Specialist	40	43
Andrea Ramirez	10/7/2013	Records Clerk	19	37

### Library

<u>Name</u>	<u>Hire Date</u>	<u>Position</u>	<u>Hrs</u>	<u>Class</u>
Kathy Hellman	6/24/2012	Library Director	40	69
Dianna Manasse	1/7/2014	Youth Services Librarian	40	49
Alice Gottschalk	1/3/2005	Library Specialist	40	39
Gerry Laurito	12/14/1999	Library Specialist	40	39
Saepyol Choe	12/28/2013	Library Specialist	19	39
Valerie Foster	12/17/1998	Library Specialist	18	39
Denise Alm	5/12/2013	Library Clerk	18	29
Wendy Cook-Roberts	6/19/2014	Library Clerk	18	29
Dee Thompson	5/12/2013	Library Clerk	18	29

### Parks & Rec

<u>Name</u>	<u>Hire Date</u>	<u>Position</u>	<u>Hrs</u>	<u>Class</u>
Michael Marshall	12/27/2012	Recreation Supervisor	40	49
Jonathan Caballero	5/22/2013	Receptionist	28	32

### Streets

<u>Name</u>	<u>Hire Date</u>	<u>Position</u>	<u>Hrs</u>	<u>Class</u>
Stacy Perry	10/14/2013	Streets Supervisor	40	56
Luis Trahin	4/15/1996	Streets Foreman	40	52
David Hammond	8/9/1998	Sr. Equipment Operator	40	43
Royce Allen	10/30/2006	Equipment Operator	40	39
Richard Cope	2/6/2012	Equipment Operator	40	39

### Sewer

<u>Name</u>	<u>Hire Date</u>	<u>Position</u>	<u>Hrs</u>	<u>Class</u>
Jan Grogan	6/30/2013	Wastewater Manager	40	64
Marshall Davis	6/30/2013	Senior Wastewater Op.	40	48
Tracey Feltes	6/30/2013	Admin. Asst. 1	40	42
Joseph Calhoun	7/1/2014	Wastewater Operator	40	39
Russell Cron	6/30/2013	Wastewater Operator	40	39
Chet Teague	3/9/2015	Wastewater Operator	40	39
Jerry Tinagero	7/1/2014	Wastewater Operator	40	39

FT & PT Employee Count 92

FT Employee Count 81

Seasonal/Temp Workers are not included



## Salary Schedule

The Town completed a Wage and Classification Study in 2008 with implementation of the recommendations on January 1, 2009. The Salary Range Table approved by the Town Council is listed below.

Range	MIN	MID	MAX		Range	MIN	MID	MAX
11	\$ 13,712	\$ 17,289	\$ 20,865		55	\$ 40,641	\$ 51,240	\$ 61,839
12	\$ 14,055	\$ 17,721	\$ 21,386		56	\$ 41,657	\$ 52,521	\$ 63,385
13	\$ 14,406	\$ 18,164	\$ 21,921		57	\$ 42,698	\$ 53,834	\$ 64,970
14	\$ 14,767	\$ 18,618	\$ 22,469		58	\$ 43,765	\$ 55,180	\$ 66,594
15	\$ 15,136	\$ 19,083	\$ 23,031		59	\$ 44,860	\$ 56,559	\$ 68,259
16	\$ 15,514	\$ 19,560	\$ 23,607		60	\$ 45,981	\$ 57,973	\$ 69,966
17	\$ 15,902	\$ 20,049	\$ 24,197		61	\$ 47,131	\$ 59,423	\$ 71,715
18	\$ 16,300	\$ 20,551	\$ 24,802		62	\$ 48,309	\$ 60,908	\$ 73,508
19	\$ 16,707	\$ 21,064	\$ 25,442		63	\$ 49,517	\$ 62,431	\$ 75,345
20	\$ 17,125	\$ 21,591	\$ 26,057		64	\$ 50,754	\$ 63,992	\$ 77,229
21	\$ 17,553	\$ 22,131	\$ 26,709		65	\$ 52,023	\$ 65,591	\$ 79,160
22	\$ 17,992	\$ 22,684	\$ 27,376		66	\$ 53,324	\$ 67,231	\$ 81,139
23	\$ 18,441	\$ 23,251	\$ 28,061		67	\$ 54,657	\$ 68,912	\$ 83,167
24	\$ 18,903	\$ 23,832	\$ 28,762		68	\$ 56,023	\$ 70,635	\$ 85,246
25	\$ 19,375	\$ 24,428	\$ 29,481		69	\$ 57,424	\$ 72,401	\$ 87,377
26	\$ 19,859	\$ 25,039	\$ 30,219		70	\$ 58,860	\$ 74,211	\$ 89,562
27	\$ 20,356	\$ 25,665	\$ 30,974		71	\$ 60,331	\$ 76,066	\$ 91,801
28	\$ 20,865	\$ 26,307	\$ 31,748		72	\$ 61,839	\$ 77,968	\$ 94,096
29	\$ 21,386	\$ 26,964	\$ 32,542		73	\$ 63,385	\$ 79,917	\$ 96,448
30	\$ 21,921	\$ 27,638	\$ 33,356		74	\$ 64,970	\$ 81,915	\$ 98,860
31	\$ 22,469	\$ 28,329	\$ 34,189		75	\$ 66,594	\$ 83,963	\$ 101,331
32	\$ 23,031	\$ 29,038	\$ 35,044		76	\$ 68,259	\$ 86,062	\$ 103,864
33	\$ 23,607	\$ 29,763	\$ 35,920		77	\$ 69,966	\$ 88,213	\$ 106,461
34	\$ 24,197	\$ 30,508	\$ 36,818		78	\$ 71,715	\$ 90,419	\$ 109,122
35	\$ 24,802	\$ 31,270	\$ 37,739		79	\$ 73,508	\$ 92,679	\$ 111,850
36	\$ 25,422	\$ 32,052	\$ 38,682		80	\$ 75,345	\$ 94,996	\$ 114,647
37	\$ 26,057	\$ 32,853	\$ 39,649		81	\$ 77,229	\$ 97,371	\$ 117,513
38	\$ 26,709	\$ 33,675	\$ 40,641		82	\$ 79,160	\$ 99,805	\$ 120,451
39	\$ 27,376	\$ 34,517	\$ 41,657		83	\$ 81,139	\$ 102,300	\$ 123,462
40	\$ 28,061	\$ 35,379	\$ 43,698		84	\$ 83,167	\$ 104,858	\$ 126,549
41	\$ 28,762	\$ 36,264	\$ 43,765		85	\$ 85,246	\$ 107,479	\$ 129,712
42	\$ 29,481	\$ 37,170	\$ 44,860		86	\$ 87,377	\$ 110,166	\$ 132,955
43	\$ 30,219	\$ 38,100	\$ 45,981		87	\$ 89,562	\$ 112,921	\$ 136,279
44	\$ 30,974	\$ 39,052	\$ 47,131		88	\$ 91,801	\$ 115,743	\$ 139,686
45	\$ 31,748	\$ 40,029	\$ 48,309		89	\$ 94,096	\$ 118,637	\$ 143,178
46	\$ 32,542	\$ 41,029	\$ 49,517		90	\$ 96,448	\$ 121,603	\$ 146,757
47	\$ 33,356	\$ 42,055	\$ 50,754		91	\$ 98,860	\$ 124,643	\$ 150,426
48	\$ 34,189	\$ 43,106	\$ 52,023		92	\$ 101,331	\$ 127,759	\$ 154,187
49	\$ 35,044	\$ 44,184	\$ 53,324		93	\$ 103,864	\$ 130,953	\$ 158,042
50	\$ 35,920	\$ 45,289	\$ 54,657		94	\$ 106,461	\$ 134,227	\$ 161,993
51	\$ 36,818	\$ 46,421	\$ 56,023		95	\$ 109,122	\$ 137,583	\$ 166,043
52	\$ 37,739	\$ 47,581	\$ 57,424		96	\$ 111,850	\$ 141,022	\$ 170,194
53	\$ 38,682	\$ 48,771	\$ 58,860		97	\$ 114,647	\$ 144,548	\$ 174,449
54	\$ 39,649	\$ 49,990	\$ 60,331		98	\$ 117,513	\$ 148,161	\$ 178,810