


**Yavapai County  
Department of Elections**

1015 Fair Street-Room 228  
Prescott, Arizona 86305  
Phone: (928) 771-3250  
web.elections@yavapai.us



**Lynn A. Constabile**  
Elections Director

---

November 20, 2018

Judy Morgan, Town Clerk  
Town of Camp Verde  
473 S Main St., Ste 102  
Camp Verde, AZ 86322

Dear Ms. Morgan,

Enclosed please find documents and reports required for your canvass: the Certification of Election Results, Statement of Votes Cast, Summary Results Report, Reject Report, and Write-In Results Report (if applicable). Please let my office know by e-mail once your canvass is complete. Thank you.

Best Regards,



Lynn A. Constabile  
Elections Director

LAC:akc

Enclosure

---

**FOR ELECTION RESULTS VISIT OUR WEB PAGE: [www.yavapai.us](http://www.yavapai.us)**

**Toll Free Numbers:** Ash Fork \ Bagdad \ Seligman \ Yarnell Areas 1-800-771-2797  
Black Canyon City 602-495-8800 Cottonwood \ Camp Verde \ Sedona Areas 928-639-8100

**Elections**  
**Lynn A. Constabile**  
Elections Director  
928 771-3250  
928 771-3446 (Fax)

**Yavapai County Recorder**  
**Leslie M. Hoffman**  
County Recorder  
1015 Fair Street-Room 228  
Prescott, Arizona 86305  
928-771-3244  
928-771-3258 (Fax)

**Voter Registration**  
**Laurin Custis**  
Registrar of Voters  
928-771-3248  
928-771-3446 (Fax)



## **CERTIFICATION OF ELECTION RESULTS**

**For the**


### **TOWN OF CAMP VERDE GENERAL ELECTION**


### **NOVEMBER 6, 2018**

### **YAVAPAI COUNTY, ARIZONA**

We, Leslie M. Hoffman, Yavapai County Recorder, and Lynn A. Constabile, Yavapai County Elections Director, hereby certify that the attached foregoing vote results contains a full, true, and correct copy of the vote tabulations for the November 6, 2018 Town of Camp Verde General Election.

Dated this 16 day of November, 2018

  
Leslie M. Hoffman, County Recorder

  
Lynn A. Constabile, Elections Director

Registered Voters 6,068 - Total Ballots 4,291 : 70.72%

CAMP VERDE MAYOR: 2-YEAR TERM

Number of Precincts	1	
Precincts Reporting	1	100.00%
Vote For 1		
Total Votes	3,840	
BAKER, JACKIE	1,710	44.53%
GERMAN, CHARLES C	2,105	54.82%
Write-In	25	0.65%

Statement of Votes Cast  
 NOVEMBER 6, 2018 / 6 DE NOVIEMBRE DE 2018  
 COUNTY OF YAVAPAI / CONDADO DE YAVAPAI  
 STATE OF ARIZONA / ESTADO DE ARIZONA  
 GENERAL ELECTION RESULTS  
 UNOFFICIAL FINAL RESULTS

Date: 11/16/2018  
 Time: 12:07:45 PM

Early Ballots, 25 of 25 Vote Centers, and Provisionals Reporting

	Turnout			CAMP VERDE MAYOR: 2-YEAR TERM					
	Reg. Voters	Ballots Cast	% Turnout	Reg. Voters	Total Votes	BAKER, JACKIE	GERMAN, CHARLES C	Write-In	
Jursidiction Wide									
201 - EAGLE									
Polling	7916	600	7.58%	-	-	-	-	-	
Early Voting	7916	6042	76.33%	-	-	-	-	-	
Provisional	7916	45	0.57%	-	-	-	-	-	
202 - COURT									
Polling	6128	656	10.70%	-	-	-	-	-	
Early Voting	6128	4028	65.73%	-	-	-	-	-	
Provisional	6128	23	0.38%	-	-	-	-	-	
203 - FAIR									
Polling	4408	370	8.39%	-	-	-	-	-	
Early Voting	4408	3194	72.46%	-	-	-	-	-	
Provisional	4408	22	0.50%	-	-	-	-	-	
204 - GOLF									
Polling	6419	687	10.70%	-	-	-	-	-	
Early Voting	6419	4697	73.17%	-	-	-	-	-	
Provisional	6419	14	0.22%	-	-	-	-	-	
205 - MINE									
Polling	811	237	29.22%	-	-	-	-	-	
Early Voting	811	231	28.48%	-	-	-	-	-	
Provisional	811	2	0.25%	-	-	-	-	-	
206 - HILL									
Polling	79	5	6.33%	-	-	-	-	-	
Early Voting	79	54	68.35%	-	-	-	-	-	
Provisional	79	-	-	-	-	-	-	-	
207 - MESQUITE									
Polling	1321	197	14.91%	-	-	-	-	-	
Early Voting	1321	836	63.29%	-	-	-	-	-	
Provisional	1321	1	0.08%	-	-	-	-	-	
208 - YARN									
Polling	759	141	18.58%	-	-	-	-	-	
Early Voting	759	444	58.50%	-	-	-	-	-	
Provisional	759	2	0.26%	-	-	-	-	-	
209 - WICK									
Polling	567	67	11.82%	-	-	-	-	-	
Early Voting	567	428	75.49%	-	-	-	-	-	
Provisional	567	3	0.53%	-	-	-	-	-	

Statement of Votes Cast  
 NOVEMBER 6, 2018 / 6 DE NOVIEMBRE DE 2018  
 COUNTY OF YAVAPAI / CONDADO DE YAVAPAI  
 STATE OF ARIZONA / ESTADO DE ARIZONA  
 GENERAL ELECTION RESULTS  
 UNOFFICIAL FINAL RESULTS

Date: 11/16/2018  
 Time: 12:07:45 PM

Early Ballots, 25 of 25 Vote Centers, and Provisionals Reporting

	Turnout			CAMP VERDE MAYOR: 2-YEAR TERM							
	Reg. Voters	Ballots Cast	% Turnout	Reg. Voters	Total Votes	BAKER, JACKIE	GERMAN, CHARLES C	Write-In			
210 - WALNUT											
Polling	68	4	5.88%	-	-	-	-	-	-	-	
Early Voting	68	50	73.53%	-	-	-	-	-	-	-	
Provisional	68	-	-	-	-	-	-	-	-	-	
211 - SPRINGS											
Polling	35	-	-	-	-	-	-	-	-	-	
Early Voting	35	29	82.86%	-	-	-	-	-	-	-	
Provisional	35	-	-	-	-	-	-	-	-	-	
212 - PLEASANT											
Polling	0	-	-	-	-	-	-	-	-	-	
Early Voting	0	-	-	-	-	-	-	-	-	-	
Provisional	0	-	-	-	-	-	-	-	-	-	
213 - SKULL											
Polling	371	20	5.39%	-	-	-	-	-	-	-	
Early Voting	371	287	77.36%	-	-	-	-	-	-	-	
Provisional	371	-	-	-	-	-	-	-	-	-	
214 - KIRK											
Polling	649	68	10.48%	-	-	-	-	-	-	-	
Early Voting	649	403	62.10%	-	-	-	-	-	-	-	
Provisional	649	1	0.15%	-	-	-	-	-	-	-	
215 - BUCK											
Polling	4208	390	9.27%	-	-	-	-	-	-	-	
Early Voting	4208	3114	74.00%	-	-	-	-	-	-	-	
Provisional	4208	4	0.10%	-	-	-	-	-	-	-	
216 - CREEK											
Polling	2499	411	16.45%	-	-	-	-	-	-	-	
Early Voting	2499	1476	59.06%	-	-	-	-	-	-	-	
Provisional	2499	11	0.44%	-	-	-	-	-	-	-	
217 - WIND											
Polling	117	18	15.38%	-	-	-	-	-	-	-	
Early Voting	117	66	56.41%	-	-	-	-	-	-	-	
Provisional	117	1	0.85%	-	-	-	-	-	-	-	
218 - WELL											
Polling	2680	477	17.80%	-	-	-	-	-	-	-	
Early Voting	2680	1504	56.12%	-	-	-	-	-	-	-	
Provisional	2680	12	0.45%	-	-	-	-	-	-	-	
219 - FORT											
Polling	6204	868	13.99%	6068	739	306	41.41%	429	58.05%	4	0.54%
Early Voting	6204	3492	56.29%	6068	3079	1396	45.34%	1663	54.01%	20	0.65%
Provisional	6204	23	0.37%	6068	22	8	36.36%	13	59.09%	1	4.55%

Statement of Votes Cast  
 NOVEMBER 6, 2018 / 6 DE NOVIEMBRE DE 2018  
 COUNTY OF YAVAPAI / CONDADO DE YAVAPAI  
 STATE OF ARIZONA / ESTADO DE ARIZONA  
 GENERAL ELECTION RESULTS  
 UNOFFICIAL FINAL RESULTS

Date: 11/16/2018  
 Time: 12:07:45 PM

Early Ballots, 25 of 25 Vote Centers, and Provisionals Reporting

	Turnout			CAMP VERDE MAYOR: 2-YEAR TERM				
	Reg. Voters	Ballots Cast	% Turnout	Reg. Voters	Total Votes	BAKER, JACKIE	GERMAN, CHARLES C	Write-In
220 - RIM								
Polling	28	5	17.86%	-	-	-	-	-
Early Voting	28	19	67.86%	-	-	-	-	-
Provisional	28	-	-	-	-	-	-	-
221 - SALT								
Polling	377	50	13.26%	-	-	-	-	-
Early Voting	377	240	63.66%	-	-	-	-	-
Provisional	377	-	-	-	-	-	-	-
222 - BUG								
Polling	3331	486	14.59%	-	-	-	-	-
Early Voting	3331	1753	52.63%	-	-	-	-	-
Provisional	3331	12	0.36%	-	-	-	-	-
223 - SUNSET								
Polling	1744	420	24.08%	-	-	-	-	-
Early Voting	1744	795	45.58%	-	-	-	-	-
Provisional	1744	6	0.34%	-	-	-	-	-
224 - TOWERS								
Polling	114	10	8.77%	-	-	-	-	-
Early Voting	114	71	62.28%	-	-	-	-	-
Provisional	114	-	-	-	-	-	-	-
225 - IRON								
Polling	5972	722	12.09%	-	-	-	-	-
Early Voting	5972	3979	66.63%	-	-	-	-	-
Provisional	5972	12	0.20%	-	-	-	-	-
226 - SPIRIT								
Polling	61	13	21.31%	-	-	-	-	-
Early Voting	61	32	52.46%	-	-	-	-	-
Provisional	61	-	-	-	-	-	-	-
227 - RUBY								
Polling	5681	687	12.09%	-	-	-	-	-
Early Voting	5681	3908	68.79%	-	-	-	-	-
Provisional	5681	31	0.55%	-	-	-	-	-
228 - SCARLET								
Polling	4785	683	14.27%	-	-	-	-	-
Early Voting	4785	3435	71.79%	-	-	-	-	-
Provisional	4785	21	0.44%	-	-	-	-	-
229 - ONYX								
Polling	7330	984	13.42%	-	-	-	-	-
Early Voting	7330	4577	62.44%	-	-	-	-	-
Provisional	7330	17	0.23%	-	-	-	-	-

Statement of Votes Cast  
 NOVEMBER 6, 2018 / 6 DE NOVIEMBRE DE 2018  
 COUNTY OF YAVAPAI / CONDADO DE YAVAPAI  
 STATE OF ARIZONA / ESTADO DE ARIZONA  
 GENERAL ELECTION RESULTS  
 UNOFFICIAL FINAL RESULTS

Date: 11/16/2018  
 Time: 12:07:45 PM

Early Ballots, 25 of 25 Vote Centers, and Provisionals Reporting

	Turnout			CAMP VERDE MAYOR: 2-YEAR TERM				
	Reg. Voters	Ballots Cast	% Turnout	Reg. Voters	Total Votes	BAKER, JACKIE	GERMAN, CHARLES C	Write-In
230 - AZURE								
Polling	6754	993	14.70%	-	-	-	-	-
Early Voting	6754	3832	56.74%	-	-	-	-	-
Provisional	6754	22	0.33%	-	-	-	-	-
231 - QUAIL								
Polling	345	51	14.78%	-	-	-	-	-
Early Voting	345	247	71.59%	-	-	-	-	-
Provisional	345	1	0.29%	-	-	-	-	-
232 - GHOST								
Polling	2470	426	17.25%	-	-	-	-	-
Early Voting	2470	1484	60.08%	-	-	-	-	-
Provisional	2470	7	0.28%	-	-	-	-	-
233 - BRIDGE								
Polling	67	8	11.94%	-	-	-	-	-
Early Voting	67	43	64.18%	-	-	-	-	-
Provisional	67	-	-	-	-	-	-	-
234 - WATSON								
Polling	8273	662	8.00%	-	-	-	-	-
Early Voting	8273	6280	75.91%	-	-	-	-	-
Provisional	8273	22	0.27%	-	-	-	-	-
235 - RANCH								
Polling	4180	395	9.45%	-	-	-	-	-
Early Voting	4180	3234	77.37%	-	-	-	-	-
Provisional	4180	5	0.12%	-	-	-	-	-
236 - CAMP								
Polling	569	66	11.60%	-	-	-	-	-
Early Voting	569	394	69.24%	-	-	-	-	-
Provisional	569	1	0.18%	-	-	-	-	-
237 - BASIN								
Polling	5952	850	14.28%	-	-	-	-	-
Early Voting	5952	3525	59.22%	-	-	-	-	-
Provisional	5952	18	0.30%	-	-	-	-	-
238 - GRAZE								
Polling	7072	1024	14.48%	-	-	-	-	-
Early Voting	7072	4251	60.11%	-	-	-	-	-
Provisional	7072	25	0.35%	-	-	-	-	-
239 - COYOTE								
Polling	2491	304	12.20%	-	-	-	-	-
Early Voting	2491	1715	68.85%	-	-	-	-	-
Provisional	2491	17	0.68%	-	-	-	-	-

Statement of Votes Cast  
 NOVEMBER 6, 2018 / 6 DE NOVIEMBRE DE 2018  
 COUNTY OF YAVAPAI / CONDADO DE YAVAPAI  
 STATE OF ARIZONA / ESTADO DE ARIZONA  
 GENERAL ELECTION RESULTS  
 UNOFFICIAL FINAL RESULTS

Date: 11/16/2018  
 Time: 12:07:45 PM

Early Ballots, 25 of 25 Vote Centers, and Provisionals Reporting

	Turnout			CAMP VERDE MAYOR: 2-YEAR TERM							
	Reg. Voters	Ballots Cast	% Turnout	Reg. Voters	Total Votes	BAKER, JACKIE		GERMAN, CHARLES C		Write-In	
240 - CARS											
Polling	846	137	16.19%	-	-	-	-	-	-	-	-
Early Voting	846	444	52.48%	-	-	-	-	-	-	-	-
Provisional	846	-	-	-	-	-	-	-	-	-	-
241 - STONE											
Polling	609	114	18.72%	-	-	-	-	-	-	-	-
Early Voting	609	302	49.59%	-	-	-	-	-	-	-	-
Provisional	609	1	0.16%	-	-	-	-	-	-	-	-
242 - WATER											
Polling	5123	459	8.96%	-	-	-	-	-	-	-	-
Early Voting	5123	3831	74.78%	-	-	-	-	-	-	-	-
Provisional	5123	17	0.33%	-	-	-	-	-	-	-	-
243 - BURRO											
Polling	7331	807	11.01%	-	-	-	-	-	-	-	-
Early Voting	7331	4857	66.25%	-	-	-	-	-	-	-	-
Provisional	7331	31	0.42%	-	-	-	-	-	-	-	-
244 - BISON											
Polling	8898	1098	12.34%	-	-	-	-	-	-	-	-
Early Voting	8898	5344	60.06%	-	-	-	-	-	-	-	-
Provisional	8898	47	0.53%	-	-	-	-	-	-	-	-
245 - BIGHORN											
Polling	5082	560	11.02%	-	-	-	-	-	-	-	-
Early Voting	5082	2850	56.08%	-	-	-	-	-	-	-	-
Provisional	5082	27	0.53%	-	-	-	-	-	-	-	-
Total											
Polling	140724	17230	12.24%	6068	739	306	41.41%	429	58.05%	4	0.54%
Early Voting	140724	91817	65.25%	6068	3079	1396	45.34%	1663	54.01%	20	0.65%
Provisional	140724	504	0.36%	6068	22	8	36.36%	13	59.09%	1	4.55%
Total	140724	109551	77.85%	6068	3840	1710	44.53%	2105	54.82%	25	0.65%





# YAVAPAI COUNTY ELECTIONS DEPARTMENT

## REJECTED BALLOTS REPORT

November 6, 2018

GENERAL ELECTION

Precinct # & Name	PROVISIONAL	EARLY
201 EAGLE	42	21
202 COURT	31	11
203 FAIR	9	7
204 GOLF	17	11
205 MINE	14	3
206 HILL	-	-
207 MESQUITE	7	2
208 YARN	5	3
209 WICK	-	4
210 WALNUT	-	1
211 SPRINGS	-	-
212 PLEASANT	-	-
213 SKULL	-	1
214 KIRK	-	2
215 BUCK	12	10
216 CREEK	9	3
217 WIND	-	1
218 WELL	3	8
219 FORT	40	16
220 RIM	-	-
221 SALT	1	1
222 BUG	17	10
223 SUNSET	14	5
224 TOWERS	-	-
225 IRON	13	7
226 SPIRIT	-	-
227 RUBY	15	19
228 SCARLET	16	8
229 ONYX	30	16
230 AZURE	20	11
231 QUAIL	3	-
232 GHOST	7	4
233 BRIDGE	-	-
234 WATSON	7	15
235 RANCH	7	13
236 CAMP	1	1
237 BASIN	27	12
238 GRAZE	20	10
239 COYOTE	7	4
240 CARS	1	2
241 STONE	4	2
242 WATER	10	10
243 BURRO	21	24
244 BISON	28	25
245 BIGHORN	11	14
TOTALS	469	317

**PROVISIONAL BALLOT  
REJECT REASONS**

- SIGNATURE DIFFERENT
- 29 EMPTY ENVELOPE
- 18 INCOMPLETE / NOT SIGNED
- 14 ID NOT PROVIDED
- VOTED TWICE
- 383 NOT REGISTERED
- 21 REGISTERED TOO LATE
- 3 VOTED EARLY BALLOT
- MINOR
- 1 OUT OF JURISDICTION
- VOTED IN WRONG PRECINCT
- WRONG PARTY

---

- 469 TOTAL

**EARLY BALLOT  
REJECT REASONS**

- 5 EMPTY ENVELOPE
- 74 NOT SIGNED BY VOTER
- 213 SIGNATURE DIFFERENT
- 25 VOTED TWICE

---

- 317 TOTAL

TOTAL REJECTED BALLOTS = 786

Registered Voters 6,068 - Total Ballots 4,291 : 70.72%

CAMP VERDE MAYOR: 2-YEAR TERM

Number of Precincts	1	
Precincts Reporting	1	100.00%
Vote For 1		
Total Votes	3,840	
BAKER, JACKIE	1,710	44.53%
GERMAN, CHARLES C	2,105	54.82%
Write-In	25	0.65%

Statement of Votes Cast  
 NOVEMBER 6, 2018 / 6 DE NOVIEMBRE DE 2018  
 COUNTY OF YAVAPAI / CONDADO DE YAVAPAI  
 STATE OF ARIZONA / ESTADO DE ARIZONA  
 GENERAL ELECTION RESULTS  
 OFFICIAL FINAL RESULTS  
 All Early, Vote Center, and Provisional Ballots

Date: 11/16/2018  
 Time: 2:43:52 PM

	Turnout			CAMP VERDE MAYOR: 2-YEAR TERM					
	Reg. Voters	Ballots Cast	% Turnout	Reg. Voters	Total Votes	BAKER, JACKIE	GERMAN, CHARLES C	Write-In	
Jursidiction Wide									
201 - EAGLE									
Polling	7916	600	7.58%	-	-	-	-	-	
Early Voting	7916	6042	76.33%	-	-	-	-	-	
Provisional	7916	45	0.57%	-	-	-	-	-	
202 - COURT									
Polling	6128	656	10.70%	-	-	-	-	-	
Early Voting	6128	4028	65.73%	-	-	-	-	-	
Provisional	6128	23	0.38%	-	-	-	-	-	
203 - FAIR									
Polling	4408	370	8.39%	-	-	-	-	-	
Early Voting	4408	3194	72.46%	-	-	-	-	-	
Provisional	4408	22	0.50%	-	-	-	-	-	
204 - GOLF									
Polling	6419	687	10.70%	-	-	-	-	-	
Early Voting	6419	4697	73.17%	-	-	-	-	-	
Provisional	6419	14	0.22%	-	-	-	-	-	
205 - MINE									
Polling	811	237	29.22%	-	-	-	-	-	
Early Voting	811	231	28.48%	-	-	-	-	-	
Provisional	811	2	0.25%	-	-	-	-	-	
206 - HILL									
Polling	79	5	6.33%	-	-	-	-	-	
Early Voting	79	54	68.35%	-	-	-	-	-	
Provisional	79	-	-	-	-	-	-	-	
207 - MESQUITE									
Polling	1321	197	14.91%	-	-	-	-	-	
Early Voting	1321	836	63.29%	-	-	-	-	-	
Provisional	1321	1	0.08%	-	-	-	-	-	
208 - YARN									
Polling	759	141	18.58%	-	-	-	-	-	
Early Voting	759	444	58.50%	-	-	-	-	-	
Provisional	759	2	0.26%	-	-	-	-	-	
209 - WICK									
Polling	567	67	11.82%	-	-	-	-	-	
Early Voting	567	428	75.49%	-	-	-	-	-	
Provisional	567	3	0.53%	-	-	-	-	-	

Statement of Votes Cast  
 NOVEMBER 6, 2018 / 6 DE NOVIEMBRE DE 2018  
 COUNTY OF YAVAPAI / CONDADO DE YAVAPAI  
 STATE OF ARIZONA / ESTADO DE ARIZONA  
 GENERAL ELECTION RESULTS  
 OFFICIAL FINAL RESULTS  
 All Early, Vote Center, and Provisional Ballots

Date: 11/16/2018  
 Time: 2:43:52 PM

	Turnout			CAMP VERDE MAYOR: 2-YEAR TERM							
	Reg. Voters	Ballots Cast	% Turnout	Reg. Voters	Total Votes	BAKER, JACKIE	GERMAN, CHARLES C	Write-In			
210 - WALNUT											
Polling	68	4	5.88%	-	-	-	-	-	-	-	
Early Voting	68	50	73.53%	-	-	-	-	-	-	-	
Provisional	68	-	-	-	-	-	-	-	-	-	
211 - SPRINGS											
Polling	35	-	-	-	-	-	-	-	-	-	
Early Voting	35	29	82.86%	-	-	-	-	-	-	-	
Provisional	35	-	-	-	-	-	-	-	-	-	
212 - PLEASANT											
Polling	0	-	-	-	-	-	-	-	-	-	
Early Voting	0	-	-	-	-	-	-	-	-	-	
Provisional	0	-	-	-	-	-	-	-	-	-	
213 - SKULL											
Polling	371	20	5.39%	-	-	-	-	-	-	-	
Early Voting	371	287	77.36%	-	-	-	-	-	-	-	
Provisional	371	-	-	-	-	-	-	-	-	-	
214 - KIRK											
Polling	649	68	10.48%	-	-	-	-	-	-	-	
Early Voting	649	403	62.10%	-	-	-	-	-	-	-	
Provisional	649	1	0.15%	-	-	-	-	-	-	-	
215 - BUCK											
Polling	4208	390	9.27%	-	-	-	-	-	-	-	
Early Voting	4208	3114	74.00%	-	-	-	-	-	-	-	
Provisional	4208	4	0.10%	-	-	-	-	-	-	-	
216 - CREEK											
Polling	2499	411	16.45%	-	-	-	-	-	-	-	
Early Voting	2499	1476	59.06%	-	-	-	-	-	-	-	
Provisional	2499	11	0.44%	-	-	-	-	-	-	-	
217 - WIND											
Polling	117	18	15.38%	-	-	-	-	-	-	-	
Early Voting	117	66	56.41%	-	-	-	-	-	-	-	
Provisional	117	1	0.85%	-	-	-	-	-	-	-	
218 - WELL											
Polling	2680	477	17.80%	-	-	-	-	-	-	-	
Early Voting	2680	1504	56.12%	-	-	-	-	-	-	-	
Provisional	2680	12	0.45%	-	-	-	-	-	-	-	
219 - FORT											
Polling	6204	868	13.99%	6068	739	306	41.41%	429	58.05%	4	0.54%
Early Voting	6204	3492	56.29%	6068	3079	1396	45.34%	1663	54.01%	20	0.65%
Provisional	6204	23	0.37%	6068	22	8	36.36%	13	59.09%	1	4.55%

Statement of Votes Cast  
 NOVEMBER 6, 2018 / 6 DE NOVIEMBRE DE 2018  
 COUNTY OF YAVAPAI / CONDADO DE YAVAPAI  
 STATE OF ARIZONA / ESTADO DE ARIZONA  
 GENERAL ELECTION RESULTS  
 OFFICIAL FINAL RESULTS  
 All Early, Vote Center, and Provisional Ballots

Date: 11/16/2018  
 Time: 2:43:52 PM

	Turnout			CAMP VERDE MAYOR: 2-YEAR TERM				
	Reg. Voters	Ballots Cast	% Turnout	Reg. Voters	Total Votes	BAKER, JACKIE	GERMAN, CHARLES C	Write-In
220 - RIM								
Polling	28	5	17.86%	-	-	-	-	-
Early Voting	28	19	67.86%	-	-	-	-	-
Provisional	28	-	-	-	-	-	-	-
221 - SALT								
Polling	377	50	13.26%	-	-	-	-	-
Early Voting	377	240	63.66%	-	-	-	-	-
Provisional	377	-	-	-	-	-	-	-
222 - BUG								
Polling	3331	486	14.59%	-	-	-	-	-
Early Voting	3331	1753	52.63%	-	-	-	-	-
Provisional	3331	12	0.36%	-	-	-	-	-
223 - SUNSET								
Polling	1744	420	24.08%	-	-	-	-	-
Early Voting	1744	795	45.58%	-	-	-	-	-
Provisional	1744	6	0.34%	-	-	-	-	-
224 - TOWERS								
Polling	114	10	8.77%	-	-	-	-	-
Early Voting	114	71	62.28%	-	-	-	-	-
Provisional	114	-	-	-	-	-	-	-
225 - IRON								
Polling	5972	722	12.09%	-	-	-	-	-
Early Voting	5972	3979	66.63%	-	-	-	-	-
Provisional	5972	12	0.20%	-	-	-	-	-
226 - SPIRIT								
Polling	61	13	21.31%	-	-	-	-	-
Early Voting	61	32	52.46%	-	-	-	-	-
Provisional	61	-	-	-	-	-	-	-
227 - RUBY								
Polling	5681	687	12.09%	-	-	-	-	-
Early Voting	5681	3908	68.79%	-	-	-	-	-
Provisional	5681	31	0.55%	-	-	-	-	-
228 - SCARLET								
Polling	4785	683	14.27%	-	-	-	-	-
Early Voting	4785	3435	71.79%	-	-	-	-	-
Provisional	4785	21	0.44%	-	-	-	-	-
229 - ONYX								
Polling	7330	984	13.42%	-	-	-	-	-
Early Voting	7330	4577	62.44%	-	-	-	-	-
Provisional	7330	17	0.23%	-	-	-	-	-

Statement of Votes Cast  
 NOVEMBER 6, 2018 / 6 DE NOVIEMBRE DE 2018  
 COUNTY OF YAVAPAI / CONDADO DE YAVAPAI  
 STATE OF ARIZONA / ESTADO DE ARIZONA  
 GENERAL ELECTION RESULTS  
 OFFICIAL FINAL RESULTS  
 All Early, Vote Center, and Provisional Ballots

Date: 11/16/2018  
 Time: 2:43:52 PM

	Turnout			CAMP VERDE MAYOR: 2-YEAR TERM				
	Reg. Voters	Ballots Cast	% Turnout	Reg. Voters	Total Votes	BAKER, JACKIE	GERMAN, CHARLES C	Write-In
230 - AZURE								
Polling	6754	993	14.70%	-	-	-	-	-
Early Voting	6754	3832	56.74%	-	-	-	-	-
Provisional	6754	22	0.33%	-	-	-	-	-
231 - QUAIL								
Polling	345	51	14.78%	-	-	-	-	-
Early Voting	345	247	71.59%	-	-	-	-	-
Provisional	345	1	0.29%	-	-	-	-	-
232 - GHOST								
Polling	2470	426	17.25%	-	-	-	-	-
Early Voting	2470	1484	60.08%	-	-	-	-	-
Provisional	2470	7	0.28%	-	-	-	-	-
233 - BRIDGE								
Polling	67	8	11.94%	-	-	-	-	-
Early Voting	67	43	64.18%	-	-	-	-	-
Provisional	67	-	-	-	-	-	-	-
234 - WATSON								
Polling	8273	662	8.00%	-	-	-	-	-
Early Voting	8273	6280	75.91%	-	-	-	-	-
Provisional	8273	22	0.27%	-	-	-	-	-
235 - RANCH								
Polling	4180	395	9.45%	-	-	-	-	-
Early Voting	4180	3234	77.37%	-	-	-	-	-
Provisional	4180	5	0.12%	-	-	-	-	-
236 - CAMP								
Polling	569	66	11.60%	-	-	-	-	-
Early Voting	569	394	69.24%	-	-	-	-	-
Provisional	569	1	0.18%	-	-	-	-	-
237 - BASIN								
Polling	5952	850	14.28%	-	-	-	-	-
Early Voting	5952	3525	59.22%	-	-	-	-	-
Provisional	5952	18	0.30%	-	-	-	-	-
238 - GRAZE								
Polling	7072	1024	14.48%	-	-	-	-	-
Early Voting	7072	4251	60.11%	-	-	-	-	-
Provisional	7072	25	0.35%	-	-	-	-	-
239 - COYOTE								
Polling	2491	304	12.20%	-	-	-	-	-
Early Voting	2491	1715	68.85%	-	-	-	-	-
Provisional	2491	17	0.68%	-	-	-	-	-

Statement of Votes Cast  
 NOVEMBER 6, 2018 / 6 DE NOVIEMBRE DE 2018  
 COUNTY OF YAVAPAI / CONDADO DE YAVAPAI  
 STATE OF ARIZONA / ESTADO DE ARIZONA  
 GENERAL ELECTION RESULTS  
 OFFICIAL FINAL RESULTS  
 All Early, Vote Center, and Provisional Ballots

Date: 11/16/2018  
 Time: 2:43:52 PM

	Turnout			CAMP VERDE MAYOR: 2-YEAR TERM							
	Reg. Voters	Ballots Cast	% Turnout	Reg. Voters	Total Votes	BAKER, JACKIE		GERMAN, CHARLES C		Write-In	
240 - CARS											
Polling	846	137	16.19%	-	-	-	-	-	-	-	-
Early Voting	846	444	52.48%	-	-	-	-	-	-	-	-
Provisional	846	-		-	-	-	-	-	-	-	-
241 - STONE											
Polling	609	114	18.72%	-	-	-	-	-	-	-	-
Early Voting	609	302	49.59%	-	-	-	-	-	-	-	-
Provisional	609	1	0.16%	-	-	-	-	-	-	-	-
242 - WATER											
Polling	5123	459	8.96%	-	-	-	-	-	-	-	-
Early Voting	5123	3831	74.78%	-	-	-	-	-	-	-	-
Provisional	5123	17	0.33%	-	-	-	-	-	-	-	-
243 - BURRO											
Polling	7331	807	11.01%	-	-	-	-	-	-	-	-
Early Voting	7331	4857	66.25%	-	-	-	-	-	-	-	-
Provisional	7331	31	0.42%	-	-	-	-	-	-	-	-
244 - BISON											
Polling	8898	1098	12.34%	-	-	-	-	-	-	-	-
Early Voting	8898	5344	60.06%	-	-	-	-	-	-	-	-
Provisional	8898	47	0.53%	-	-	-	-	-	-	-	-
245 - BIGHORN											
Polling	5082	560	11.02%	-	-	-	-	-	-	-	-
Early Voting	5082	2850	56.08%	-	-	-	-	-	-	-	-
Provisional	5082	27	0.53%	-	-	-	-	-	-	-	-
Total											
Polling	140724	17230	12.24%	6068	739	306	41.41%	429	58.05%	4	0.54%
Early Voting	140724	91817	65.25%	6068	3079	1396	45.34%	1663	54.01%	20	0.65%
Provisional	140724	504	0.36%	6068	22	8	36.36%	13	59.09%	1	4.55%
Total	140724	109551	77.85%	6068	3840	1710	44.53%	2105	54.82%	25	0.65%